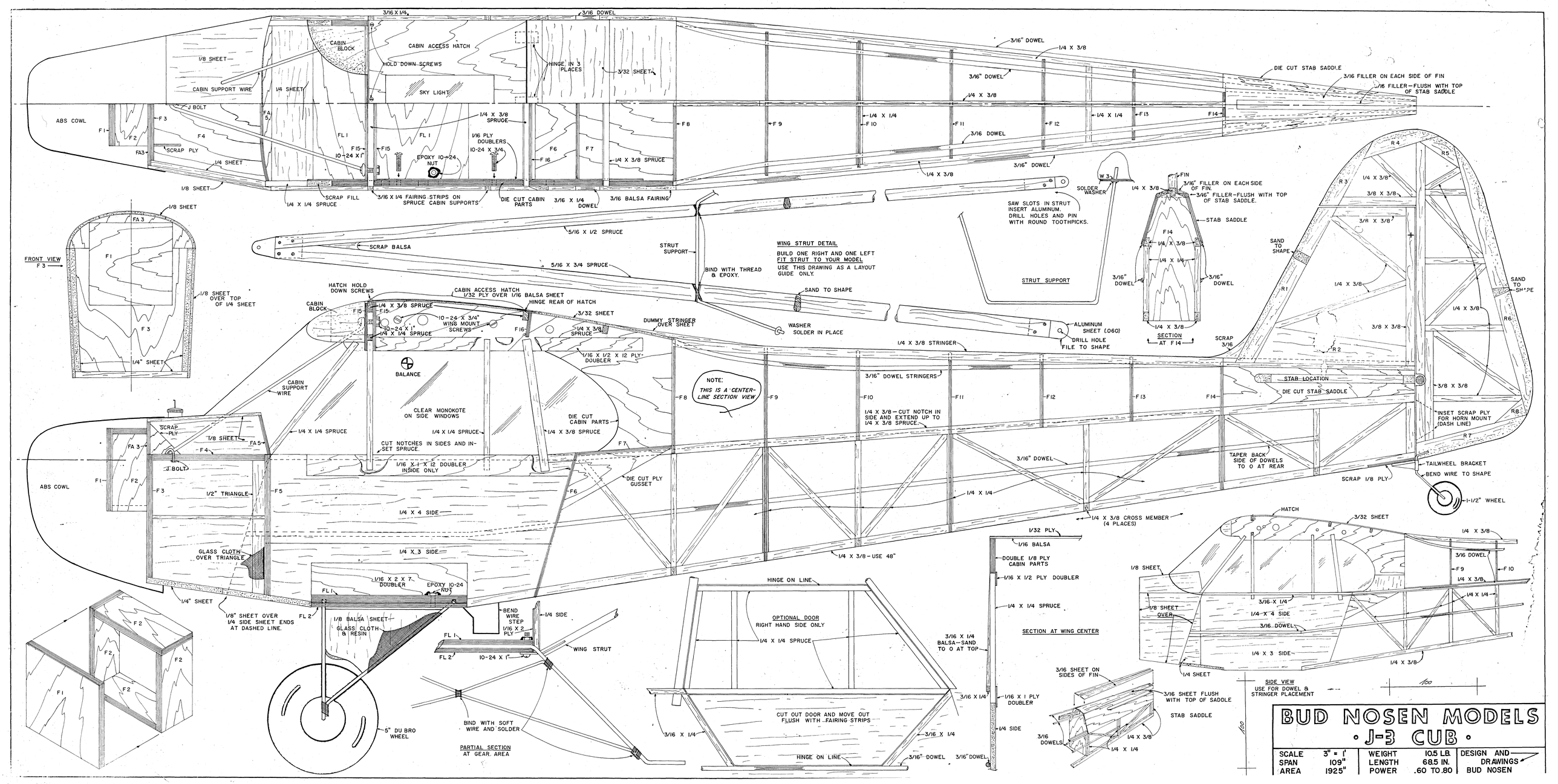
3/16 X 1/4
3/16 DOWEL
CABIN BLOCK
CABIN ACCESS HATCH
1/8 SHEET
HOLD DOWN SCREWS
HINGE IN 3 PLACES
3/32 SHEET
CABIN SUPPORT WIRE
1/4 SHEET
SKY LIGHT
3/16" DOWEL
1/4 X 3/8
DIE CUT STAB SADDLE
3/16 FILLER ON EACH SIDE OF FIN
1/16 FILLER-FLUSH WITH TOP OF STAB SADDLE
ABS COWL
J BOLT
F 1
F 2
F 3
F 4
FA 3
FA 5
SCRAP PLY
1/4 X 3/8 SPRUCE
FL 1
F 15
10-24 X 1"
EPOXY 10-24 NUT
1/16 PLY DOUBLERS
10-24 X 3/4
F 6
F 7
F 16
1/4 X 3/8 SPRUCE
F 8
F 9
1/4 X 1/4
F 10
F 11
F 12
F 13
F 14
1/8 SHEET
1/4 X 1/4 SPRUCE
SCRAP FILL
3/16 X 1/4 FAIRING STRIPS ON SPRUCE CABIN SUPPORTS
DIE CUT CABIN PARTS
3/16 X 1/4 DOWEL
3/16 BALSA FAIRING
SAW SLOTS IN STRUT INSERT ALUMINUM. DRILL HOLES AND PIN WITH ROUND TOOTHPICKS.
SOLDER WASHER
W 3
FIN
3/16" FILLER ON EACH SIDE OF FIN.
3/16" FILLER-FLUSH WITH TOP OF STAB SADDLE.
STAB SADDLE
STRUT SUPPORT
SECTION AT F14
R 1
R 2
R 3
R 4
R 5
R 6
R 7
R 8
SAND TO SHAPE
FRONT VIEW F 3
5/16 X 1/2 SPRUCE
SCRAP BALSA
STRUT SUPPORT
5/16 X 3/4 SPRUCE
BIND WITH THREAD & EPOXY.
WING STRUT DETAIL
BUILD ONE RIGHT AND ONE LEFT
FIT STRUT TO YOUR MODEL
USE THIS DRAWING AS A LAYOUT GUIDE ONLY.
SAND TO SHAPE
WASHER SOLDER IN PLACE
ALUMINUM SHEET (.060)
DRILL HOLE FILE TO SHAPE
1/8 SHEET OVER TOP OF 1/4 SHEET
HATCH HOLD DOWN SCREWS
CABIN ACCESS HATCH 1/32 PLY OVER 1/16 BALSA SHEET
HINGE REAR OF HATCH
CABIN BLOCK
1/4 X 3/8 SPRUCE
10-24 X 3/4" WING MOUNT SCREWS
10-24 X 1"
1/4 X 1/4 SPRUCE
3/32 SHEET
DUMMY STRINGER OVER SHEET
1/16 X 1/2 X 12 PLY DOUBLER
1/4 X 3/8 STRINGER
SCRAP 3/16
1/4" SHEET
BALANCE
CABIN SUPPORT WIRE
NOTE: THIS IS A CENTER-LINE SECTION VIEW
3/16" DOWEL STRINGERS
STAB LOCATION
DIE CUT STAB SADDLE
CLEAR MONOKOTE ON SIDE WINDOWS
DIE CUT CABIN PARTS
1/4 X 1/4 SPRUCE
1/4 X 3/8 SPRUCE
1/4 X 3/8 - CUT NOTCH IN SIDE AND EXTEND UP TO 1/4 X 3/8 SPRUCE.
INSET SCRAP PLY FOR HORN MOUNT (DASH LINE)
SCRAP PLY
1/8 SHEET
CUT NOTCHES IN SIDES AND INSET SPRUCE.
1/16 X 1 X 12 DOUBLER INSIDE ONLY
DIE CUT PLY GUSSET
3/16" DOWEL
TAPER BACK SIDE OF DOWELS TO 0 AT REAR
TAILWHEEL BRACKET
BEND WIRE TO SHAPE
SCRAP 1/8 PLY
1-1/2" WHEEL
1/2" TRIANGLE
1/4 X 4 SIDE
1/4 X 1/4
1/4 X 3/8 CROSS MEMBER (4 PLACES)
GLASS CLOTH OVER TRIANGLE
1/4 X 3 SIDE
1/4 X 3/8 - USE 48"
1/16 X 2 X 7 DOUBLER
EPOXY 10-24 NUT
1/4" SHEET
1/8" SHEET OVER 1/4 SIDE SHEET ENDS AT DASHED LINE.
1/8 BALSA SHEET
GLASS CLOTH & RESIN
BEND WIRE STEP
1/16 X 2 PLY
1/4 SIDE
WING STRUT
10-24 X 1"
5" DU BRO WHEEL
BIND WITH SOFT WIRE AND SOLDER
PARTIAL SECTION AT GEAR AREA
HINGE ON LINE
OPTIONAL DOOR RIGHT HAND SIDE ONLY
1/4 X 1/4 SPRUCE
CUT OUT DOOR AND MOVE OUT FLUSH WITH FAIRING STRIPS
3/16 X 1/4
3/16" DOWEL
1/32 PLY
1/16 BALSA
DOUBLE 1/8 PLY CABIN PARTS
1/16 X 1/2 PLY DOUBLER
1/4 X 1/4 SPRUCE
SECTION AT WING CENTER
3/16 X 1/4 BALSA - SAND TO 0 AT TOP
1/16 X 1 PLY DOUBLER
1/4 SIDE
HATCH
3/32 SHEET
1/8 SHEET
3/16 DOWEL
1/8 SHEET OVER
3/16 X 1/4
1/4 X 4 SIDE
1/4 X 3 SIDE
1/4 SHEET
3/16 SHEET ON SIDES OF FIN
3/16 SHEET FLUSH WITH TOP OF SADDLE
STAB SADDLE
3/16 DOWELS
SIDE VIEW USE FOR DOWEL & STRINGER PLACEMENT
100
BUD NOSEN MODELS
• J-3 CUB •
SCALE 3" = 1'
SPAN 109"
AREA 1925"
WEIGHT 10.5 LB.
LENGTH 68.5 IN.
POWER .60 TO .80
DESIGN AND DRAWINGS BUD NOSEN

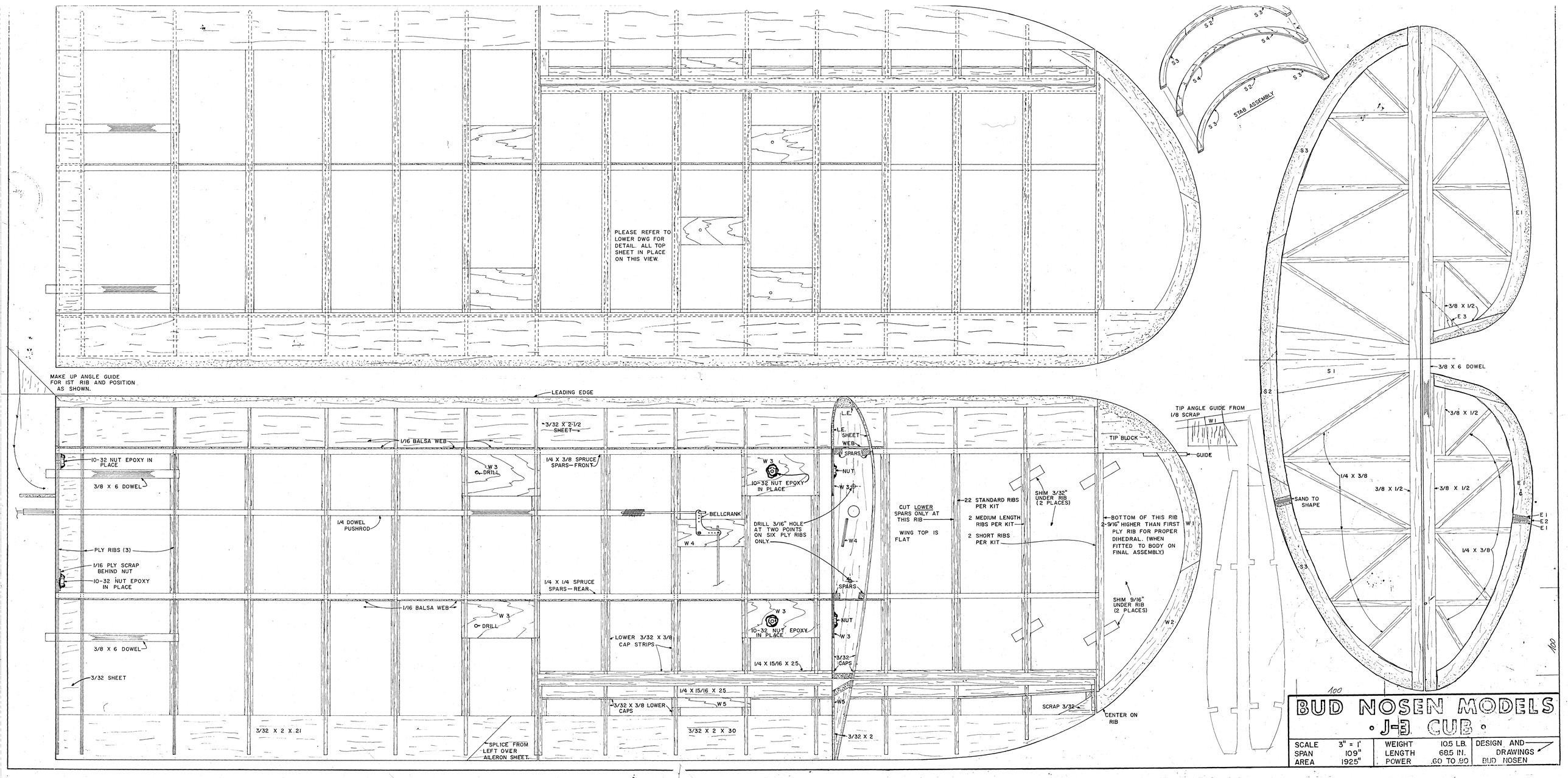
PLEASE REFER TO LOWER DWG FOR DETAIL. ALL TOP SHEET IN PLACE ON THIS VIEW.
STAB ASSEMBLY
S2
S3
S4
MAKE UP ANGLE GUIDE FOR 1ST RIB AND POSITION AS SHOWN.
LEADING EDGE
3/32 X 2-1/2 SHEET
1/16 BALSA WEB
10-32 NUT EPOXY IN PLACE
3/8 X 6 DOWEL
W 3
DRILL
1/4 X 3/8 SPRUCE SPARS—FRONT
1/4 DOWEL PUSHROD
BELLCRANK
W 4
DRILL 3/16" HOLE AT TWO POINTS ON SIX PLY RIBS ONLY
CUT LOWER SPARS ONLY AT THIS RIB
WING TOP IS FLAT
22 STANDARD RIBS PER KIT
2 MEDIUM LENGTH RIBS PER KIT
2 SHORT RIBS PER KIT
SHIM 3/32" UNDER RIB (2 PLACES)
BOTTOM OF THIS RIB 2-9/16" HIGHER THAN FIRST PLY RIB FOR PROPER DIHEDRAL. (WHEN FITTED TO BODY ON FINAL ASSEMBLY)
W 1
PLY RIBS (3)
1/16 PLY SCRAP BEHIND NUT
1/4 X 1/4 SPRUCE SPARS—REAR
SHIM 9/16" UNDER RIB (2 PLACES)
W 2
LOWER 3/32 X 3/8 CAP STRIPS
1/4 X 15/16 X 25
3/32 SHEET
3/32 X 3/8 LOWER CAPS
W 5
3/32 X 2 X 21
3/32 X 2 X 30
SPLICE FROM LEFT OVER AILERON SHEET
3/32 X 2
L.E.
LE SHEET WEB
SPARS
NUT
3/32 CAPS
TIP BLOCK
GUIDE
TIP ANGLE GUIDE FROM 1/8 SCRAP
SCRAP 3/32
CENTER ON RIB
E1
E2
E3
3/8 X 1/2
3/8 X 6 DOWEL
1/4 X 3/8
SAND TO SHAPE
BUD NOSEN MODELS
J-3 CUB
SCALE 3" = 1'
SPAN 109"
AREA 1925"
WEIGHT 10.5 LB.
LENGTH 68.5 IN.
POWER .60 TO .90
DESIGN AND DRAWINGS BUD NOSEN

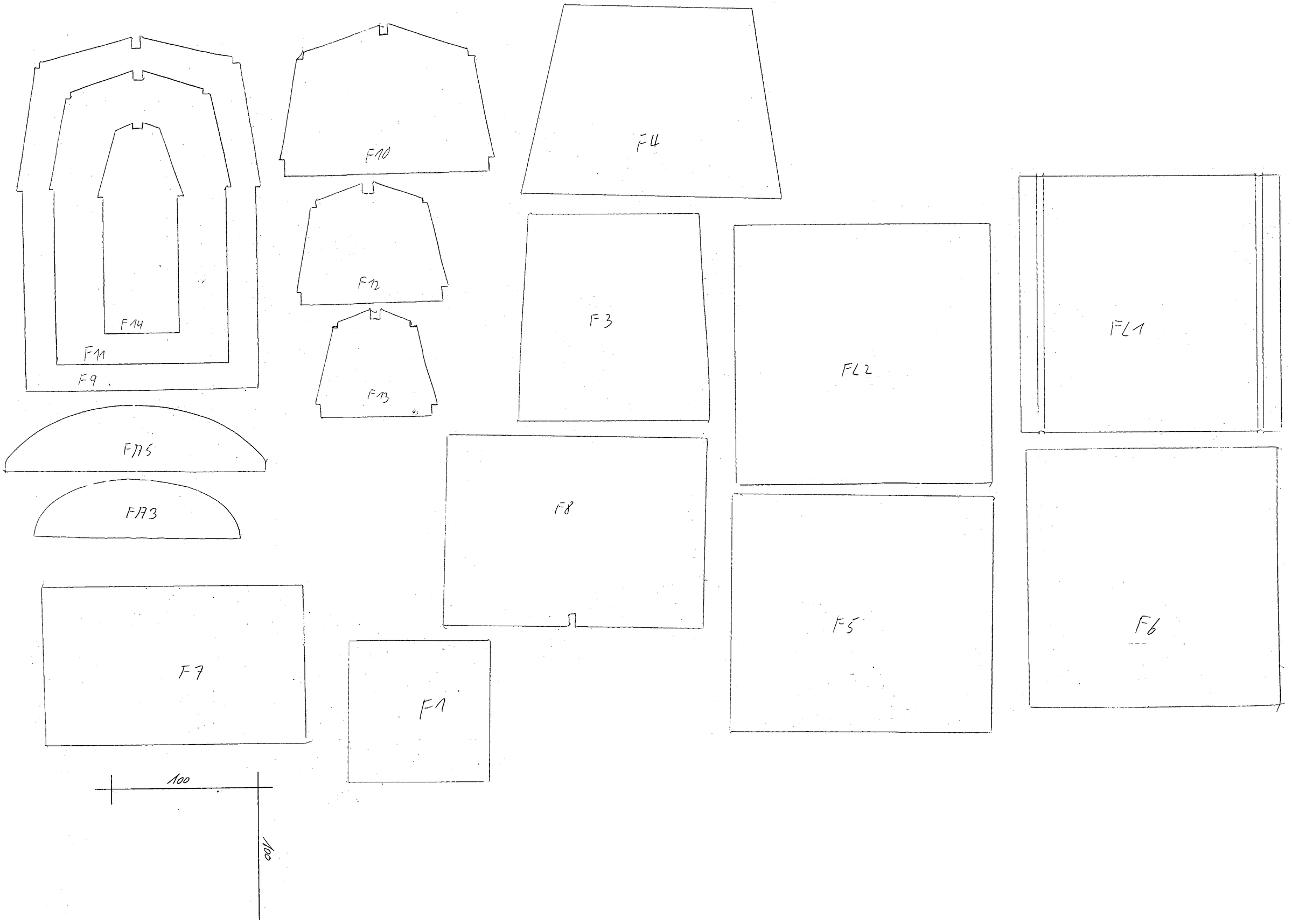
F10
F4
F12
F3
FL1
F14
F11
F9
FL2
F13
F15
F8
F13
F5
F6
F7
F1
100
100