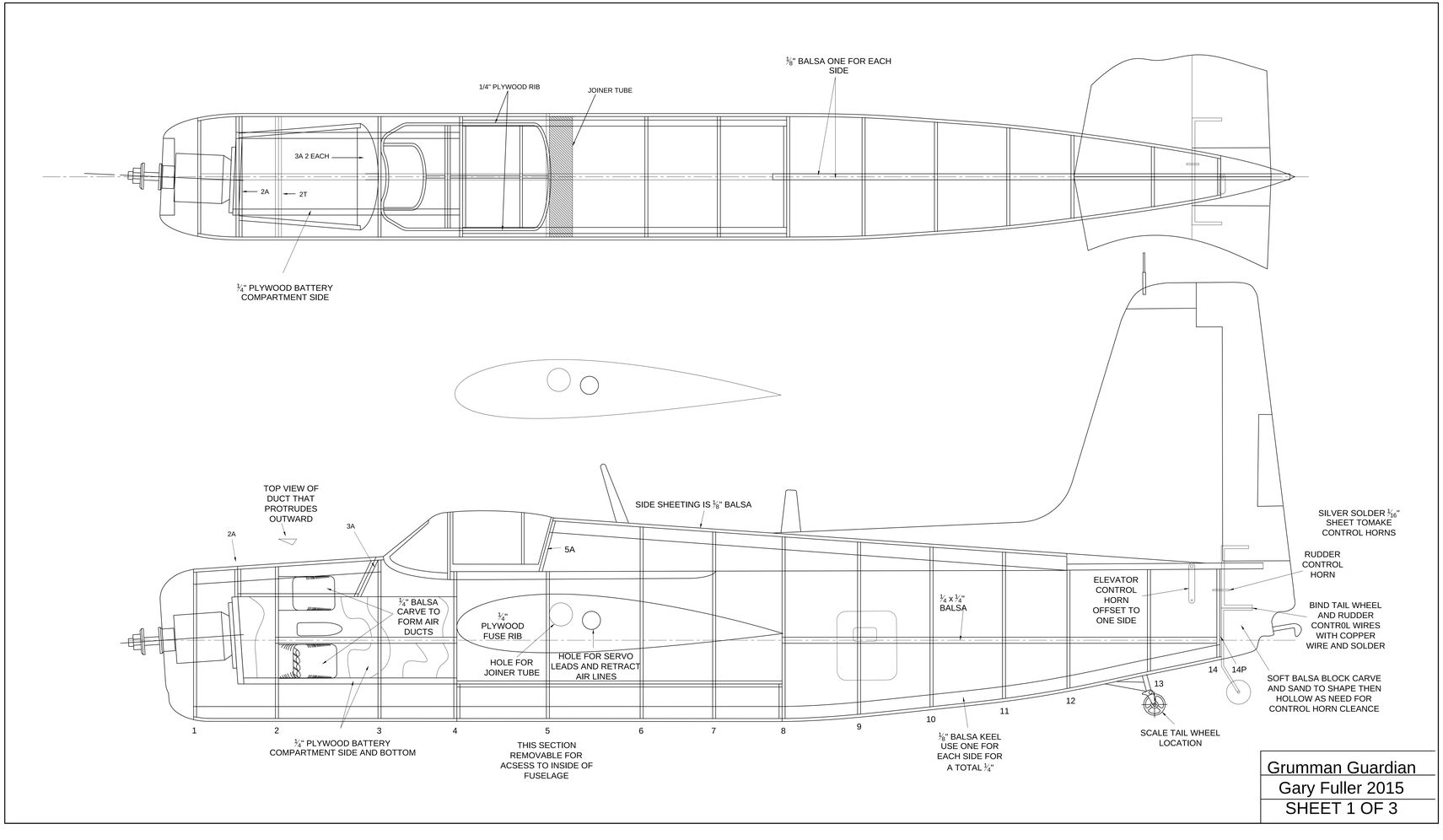
1/4" PLYWOOD RIB
JOINER TUBE
⅛" BALSA ONE FOR EACH SIDE
3A 2 EACH
2A
2T
¼" PLYWOOD BATTERY COMPARTMENT SIDE
TOP VIEW OF DUCT THAT PROTRUDES OUTWARD
2A
3A
SIDE SHEETING IS ⅛" BALSA
5A
¼" BALSA CARVE TO FORM AIR DUCTS
¼" PLYWOOD FUSE RIB
HOLE FOR JOINER TUBE
HOLE FOR SERVO LEADS AND RETRACT AIR LINES
¼ x ¾" BALSA
ELEVATOR CONTROL HORN OFFSET TO ONE SIDE
SILVER SOLDER 1/16" SHEET TOMAKE CONTROL HORNS
RUDDER CONTROL HORN
BIND TAIL WHEEL AND RUDDER CONTR0L WIRES WITH COPPER WIRE AND SOLDER
SOFT BALSA BLOCK CARVE AND SAND TO SHAPE THEN HOLLOW AS NEED FOR CONTROL HORN CLEANCE
1
2
3
4
5
6
7
8
9
10
11
12
13
14
14P
¼" PLYWOOD BATTERY COMPARTMENT SIDE AND BOTTOM
THIS SECTION REMOVABLE FOR ACSESS TO INSIDE OF FUSELAGE
⅛" BALSA KEEL USE ONE FOR EACH SIDE FOR A TOTAL ¼"
SCALE TAIL WHEEL LOCATION
Grumman Guardian
Gary Fuller 2015
SHEET 1 OF 3

ALL RIBS 3/32" UNLESS NOTED OTHERWISE

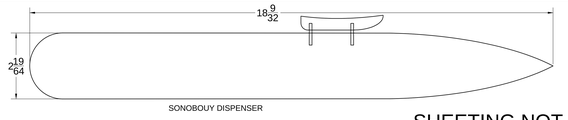

SHEETING NOT SHOWN THIS SIDE

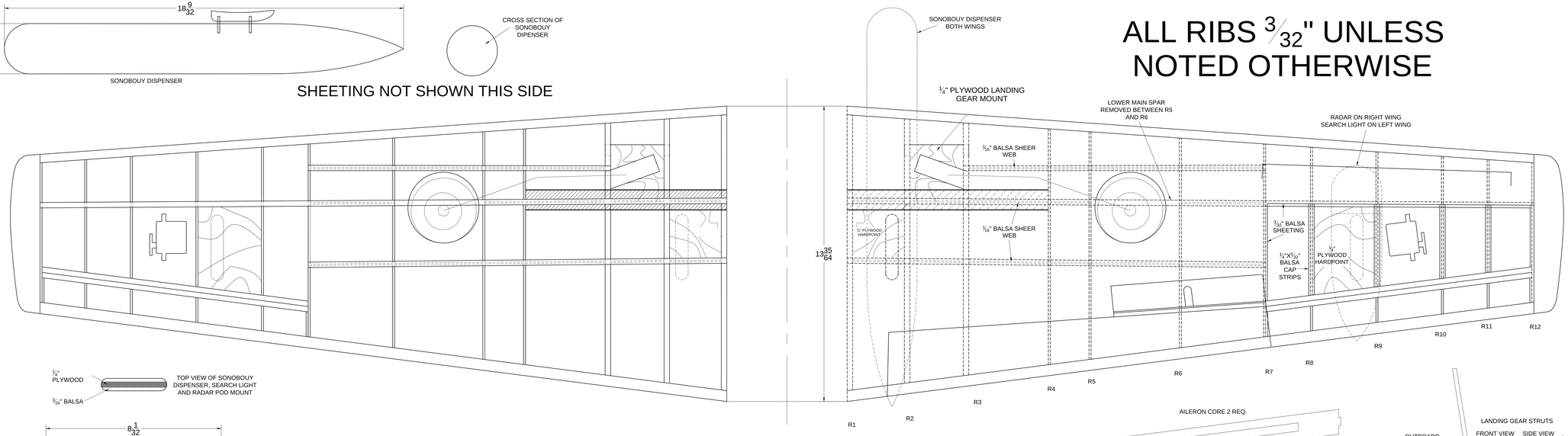

TOP VIEW OF SONOBOUY DISPENSER, SEARCH LIGHT AND RADAR POD MOUNT

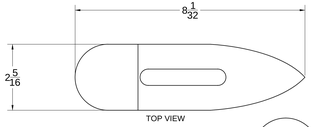

TOP VIEW

SEARCH LIGHT ON RIGHT WING RADAR ON LEFT WING

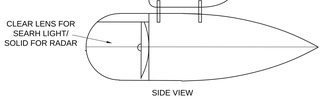

SIDE VIEW

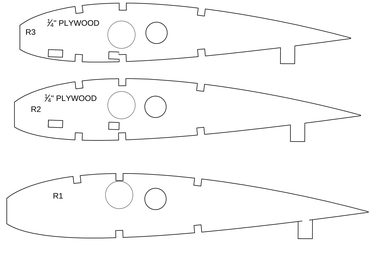

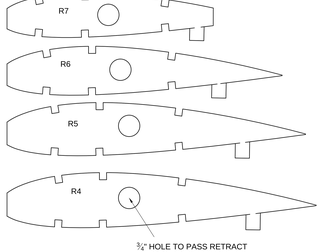

3/4" HOLE TO PASS RETRACT AIRLINE AND SERVO LEAD THROUGH

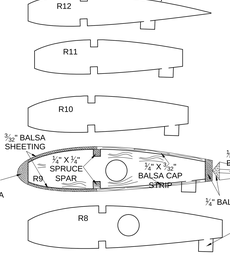

BUILDING TAB REMOVE BEFORE CAP STRIPPING BOTTOM OF RIBS

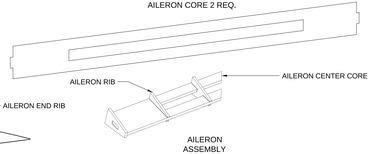

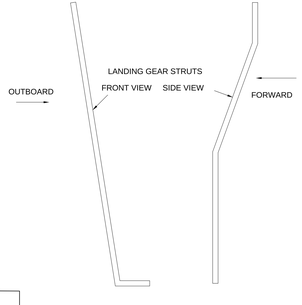

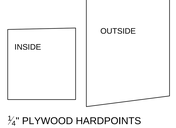

3/4" PLYWOOD HARDPOINTS

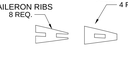

Grumman Guardian

Gary Fuller 2015

SHEET 2 OF 3

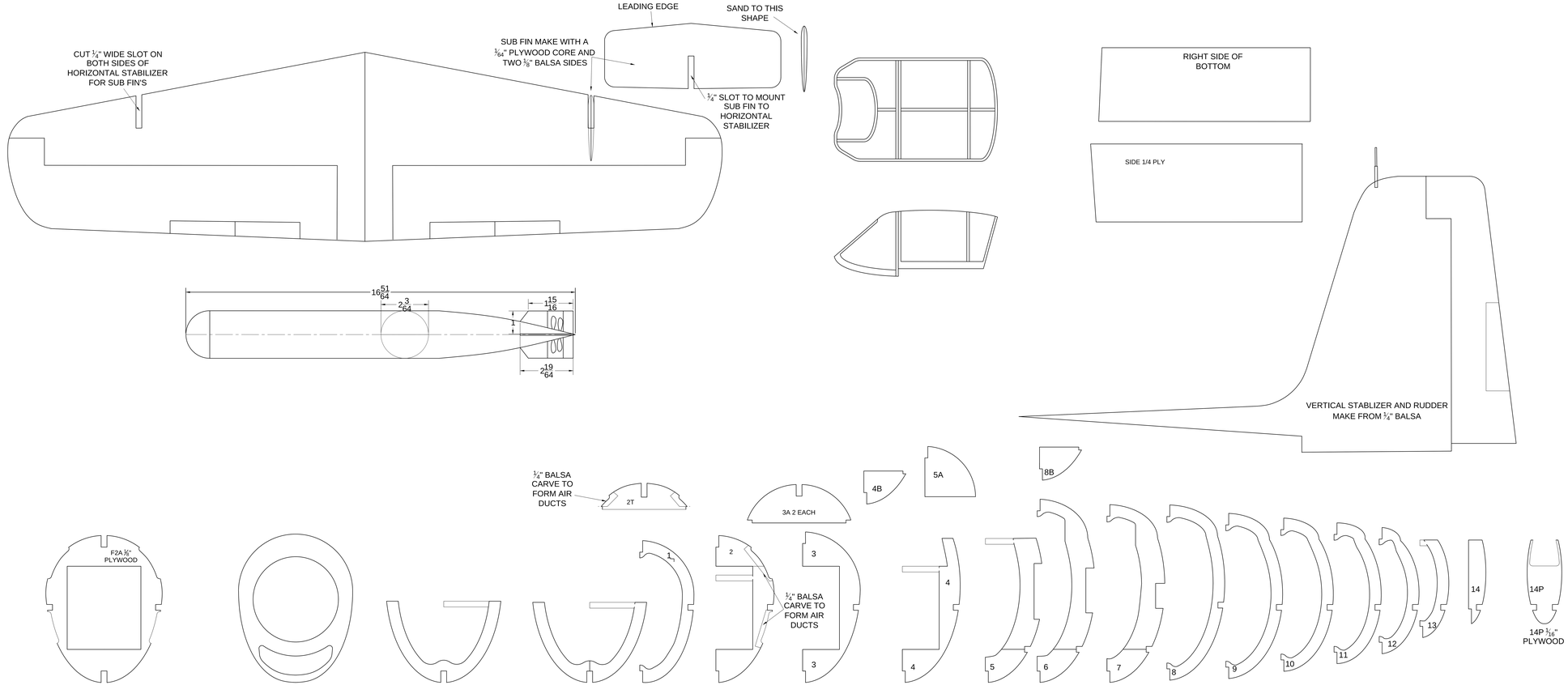

Grumman Guardian

Gary Fuller 2015

SHEET 3 OF 3