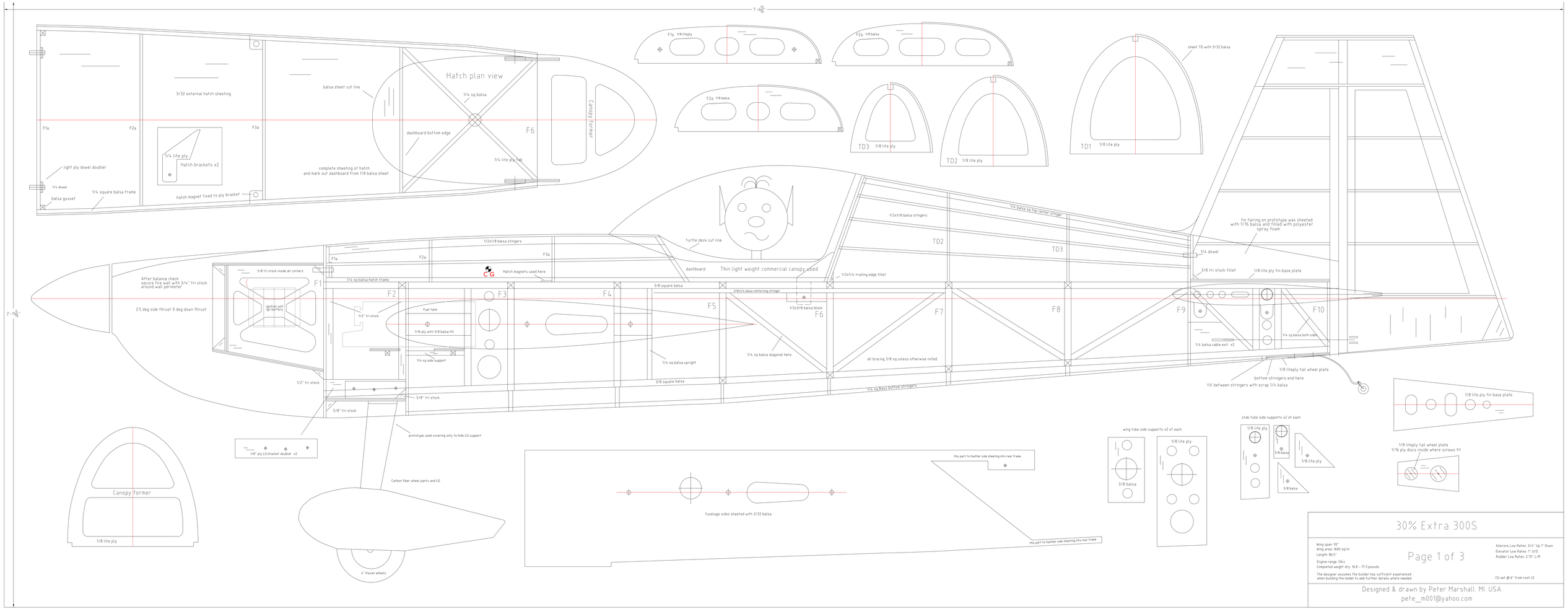
7'-3 15/16"
2'-7 5/16"
F1a
F2a
F3a
3/32 external hatch sheeting
1/4 lite ply
Hatch brackets x2
light ply dowel doubler
1/4 dowel
balsa gusset
1/4 square balsa frame
hatch magnet fixed to ply bracket
balsa sheet cut line
Hatch plan view
1/4 sq balsa
dashboard bottom edge
F6
1/4 lite ply top
Canopy former
complete sheeting of hatch
and mark out dashboard from 1/8 balsa sheet
F1a 1/8 liteply
F2a 1/8 balsa
F2a 1/8 balsa
TD3 1/8 lite ply
TD2 1/8 lite ply
TD1 1/8 lite ply
sheet TD with 3/32 balsa
turtle deck cut line
1/2x1/8 balsa stringers
F1a
F2a
F3a
5/8 tri stock inside all corners
After balance check
secure fire wall with 3/4" tri stock
around wall perimeter
2.5 deg side thrust 0 deg down thrust
ignition unit
lipo battery
F1
1/4 sq balsa hatch frame
Hatch magnets used here
dashboard
Thin light weight commercial canopy used
1/2x1/4 trailing edge fillet
F2
F3
F4
3/8 square balsa
3/8x1/4 balsa reinforcing stringer
F5
1/2" tri stock
Fuel tank
1/16 ply with 3/8 balsa fill
1/4 sq side support
1/4 sq balsa upright
1/4 sq balsa diagonal here
1/2x3/8 balsa block
F6
F7
F8
F9
F10
all bracing 3/8 sq unless otherwise noted
1/2" tri stock
3/8 square balsa
5/8" tri stock
5/8" tri stock
1/4 sq Basa bottom stringers
1/4 balsa sq top center stringer
1/2x1/8 balsa stringers
TD2
TD3
fin fairing on prototype was sheeted
with 1/16 balsa and filled with polyester
spray foam
1/4 dowel
3/8 tri stock fillet
1/8 lite ply fin base plate
1/4 sq balsa both sides
1/4 balsa cable exit x2
1/8 liteply tail wheel plate
bottom stringers end here
fill between stringers with scrap 1/4 balsa
1/8 lite ply fin base plate
1/8" ply LG bracket doubler x2
prototype used covering only to hide LG support
Carbon fiber wheel pants and LG
4" Kavan wheels
Canopy former
1/8 lite ply
fuselage sides sheeted with 3/32 balsa
this part to feather side sheeting into rear frame
this part to feather side sheeting into rear frame
wing tube side supports x2 of each
1/8 lite ply
3/8 balsa
stab tube side supports x2 of each
1/8 lite ply
3/8 balsa
1/8 lite ply
3/8 balsa
1/8 liteply tail wheel plate
1/16 ply discs inside where screws fit
30% Extra 300S
Wing span: 92"
Wing area: 1600 sq/in
Length: 86.5"
Engine range: 50cc
Completed weight dry: 16.8 - 17.3 pounds
The designer assumes the builder has sufficient experienced
when building the model to add further details where needed.
Page 1 of 3
Ailerons Low Rates: 3/4" Up 1" Down
Elevator Low Rates: 1" U/D
Rudder Low Rates: 2.75" L/R
CG set @ 6" from root LE
Designed & drawn by Peter Marshall. MI. USA
pete_m001@yahoo.com

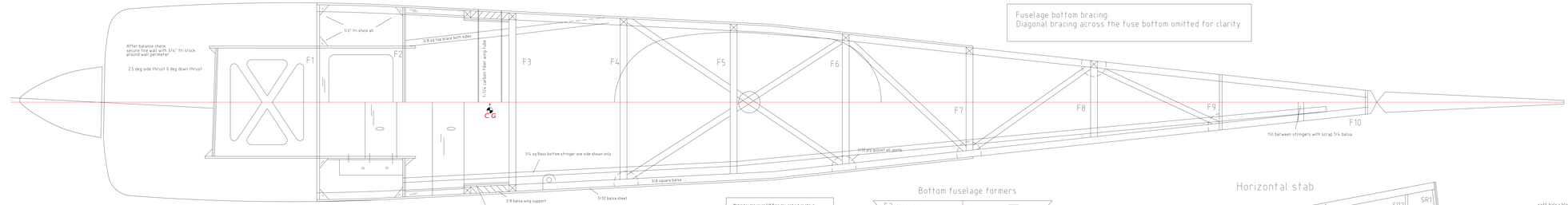

Fuselage bottom bracing:
Diagonal bracing across the fuse bottom omitted for clarity

Vertical stab

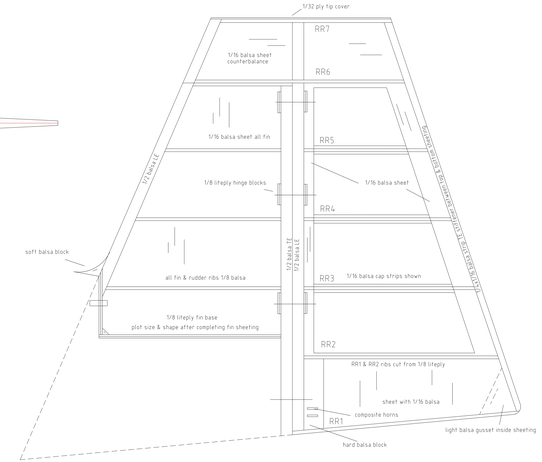

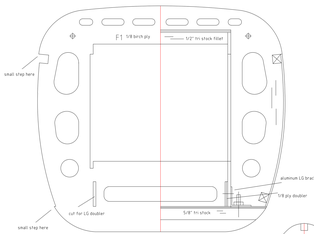

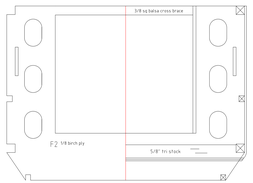

Bottom fuselage formers

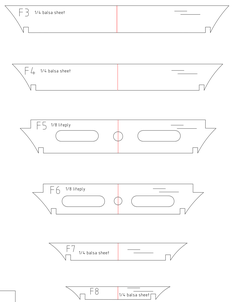

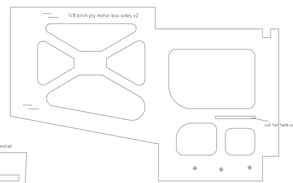

Horizontal stab

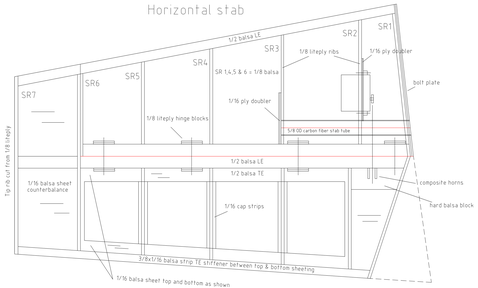

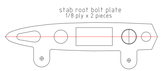

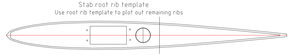

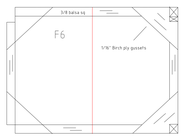

30% Extra 300S

Wing span: 92"
Wing area: 1605 sq/in
Length: 86.5"
Engine range: 50cc
Completed weight dry: 16.8 – 17.3 pounds

The designer assumes the builder has sufficient experienced when building the model to add further details where needed

Ailerons Low Rates: 3/4" Up 1" Down
Elevator Low Rates: 1" U/D
Rudder Low Rates: 2.75" L/R

CG set @ 6" from root LE

Designed & drawn by Peter Marshall. MI. USA
pete_m001@yahoo.com

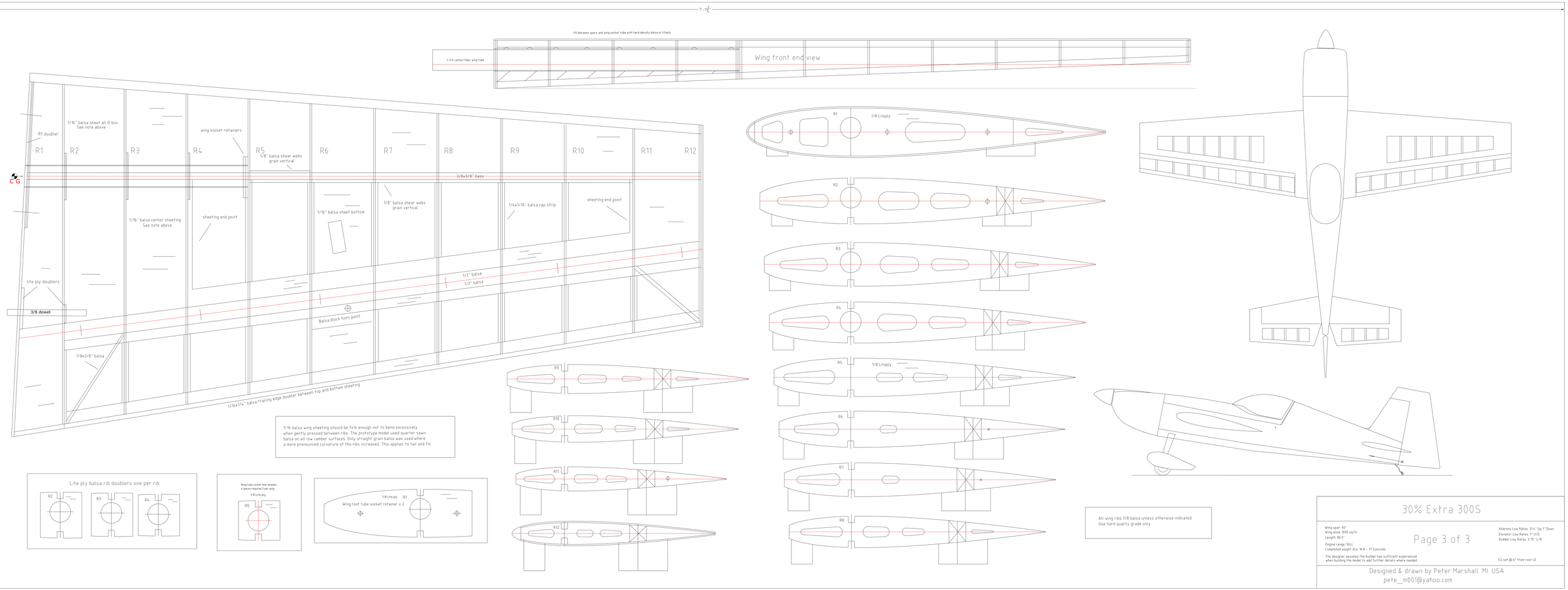
7'-11 1/2"
2'-11 15/16"
fill between spars and wing socket tube with hard density balsa or liteply
1-1/4 carbon fiber wing tube
Wing front end view
R1 doubler
1/16" balsa sheet all D box
See note above
wing socket retainers
R1
R2
R3
R4
R5
R6
R7
R8
R9
R10
R11
R12
1/8" balsa shear webs
grain vertical
3/8x3/8" bass
CG
1/16" balsa center sheeting
See note above
sheeting end point
1/16" balsa sheet bottom
1/8" balsa shear webs
grain vertical
1/4x1/16" balsa cap strip
sheeting end point
lite ply doublers
3/8 dowel
1/2" balsa
1/2" balsa
Balsa block horn point
1/8x3/8" balsa
1/16x1/4" balsa trailing edge doubler between top and bottom sheeting
1/8 Liteply
1/8 Liteply
1/16 balsa wing sheeting should be firm enough not to bend excessively
when gently pressed between ribs. The prototype model used quarter sawn
balsa on all low camber surfaces. Only straight grain balsa was used where
a more pronounced curvature of the ribs increased. This applies to tail and fin.
Lite ply balsa rib doublers one per rib
R2
R3
R4
Wing tube socket end retainer
6 pieces required 2 per wing
1/8 Lite ply
R5
1/8 Lite ply
R1
Wing root tube socket retainer x 2
All wing ribs 1/8 balsa unless otherwise indicated
Use hard quality grade only
30% Extra 300S
Wing span: 92"
Wing area: 1600 sq/in
Length: 86.5"
Engine range: 50cc
Completed weight dry: 16.8 - 17.3 pounds
The designer assumes the builder has sufficient experienced
when building the model to add further details where needed.
Page 3 of 3
Ailerons Low Rates: 3/4" Up 1" Down
Elevator Low Rates: 1" U/D
Rudder Low Rates: 2 15" L/R
CG set @ 6" from root LE
Designed & drawn by Peter Marshall. MI. USA
pete__m001@yahoo.com