

# FRANKENSTEIN



DESIGNED BY  
M.W. THOMPSON.

3/-

COPYRIGHT OF  
THE AEROMODELLER PLANS SERVICE.

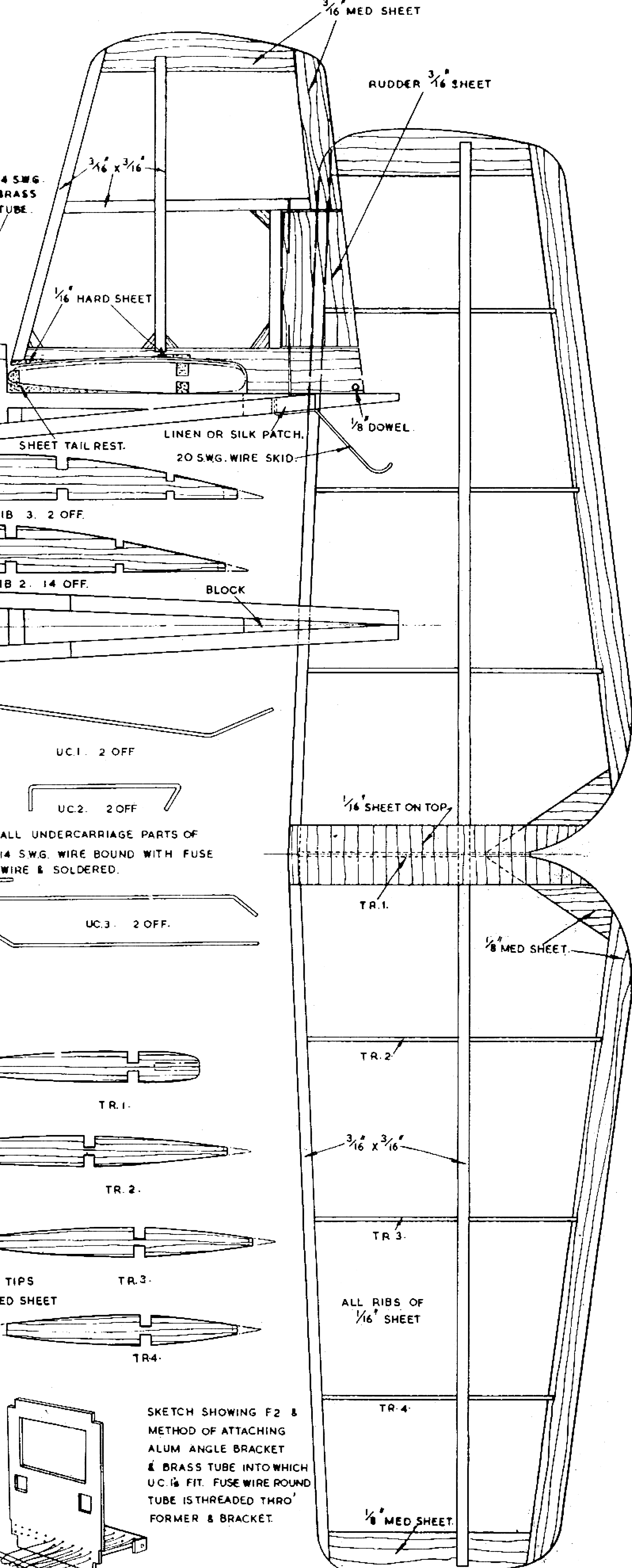
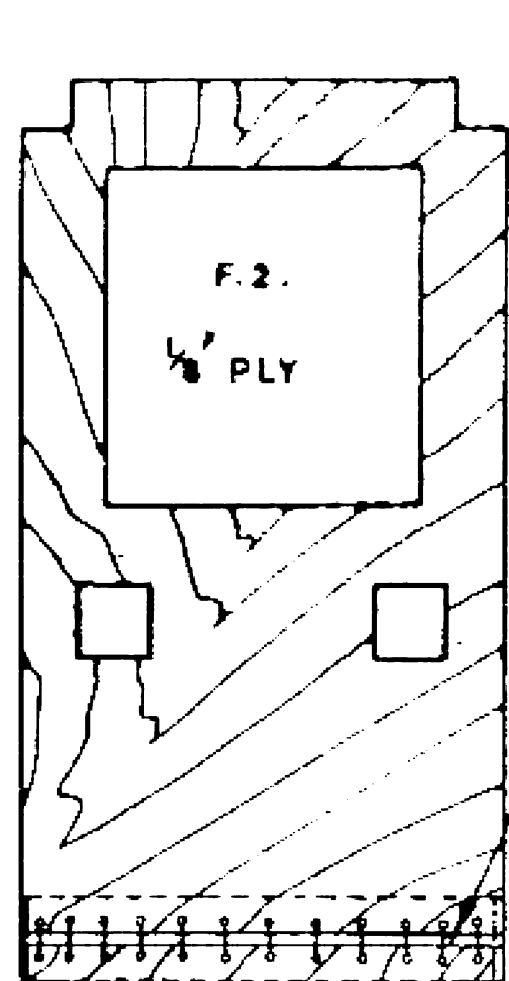
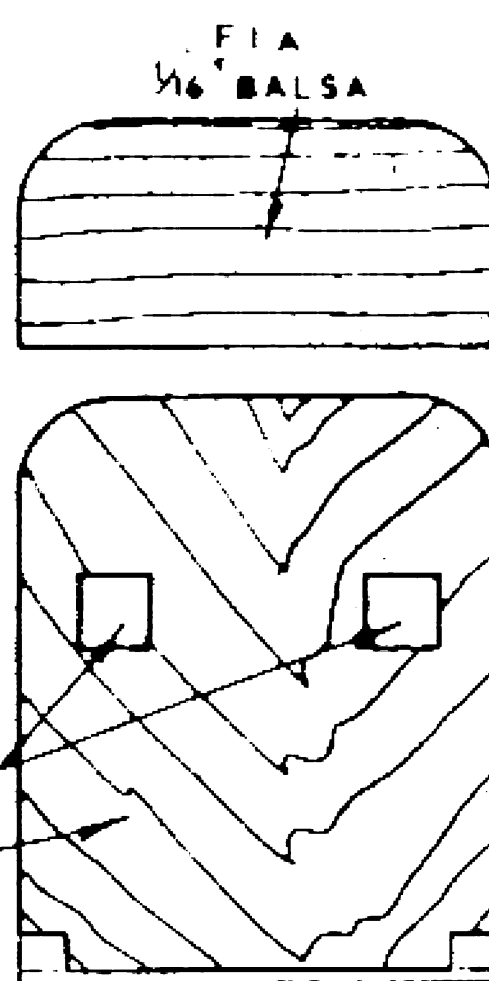
THE AERODROME, STANBRIDGE, NR LEIGHTON BUZZARD, BEDS.

ALL WOODS ARE BALSA, UNLESS OTHERWISE STATED.

WING REST

**POWER.**  
MODEL DESIGNED FOR MILLS I-3CC MK II  
SHOWN ON DRAWING. WITH SUITABLE  
ADJUSTMENTS ANY I-3 TO BCC DIESEL  
WILL POWER MODEL.

MATERIALS REQUIRED	
<b>BALSA STRIP.</b>	<b>MISCELLANEOUS.</b>
9 STRIPS OF 1/4" X 1/4" X 36" MED.	2 1/2" X 5" OF 1/8" PLY
5 " " " 3/16" X 3/4" X 36" "	6" X 6 1/2" OF 1/16" "
6 " " " 1/8" X 3/8" X 36" "	14" X 3/8" X 3/8" HARDWOOD
BALSA SHEET.	3 1/2" OF 14 SWG BRASS TUBE
1 SHEET OF 1/8" X 3" X 36" MED	40" OF 14 SWG STEEL WIRE
1 " " 3/16" X 3" X 36" "	1/2" X 3 1/2" THIN ALUM SHEET.
2 " " 1/16" X 3" X 36" "	2 SMALL SCREW EYES



NOTE. DOWN-THRUST -3°

