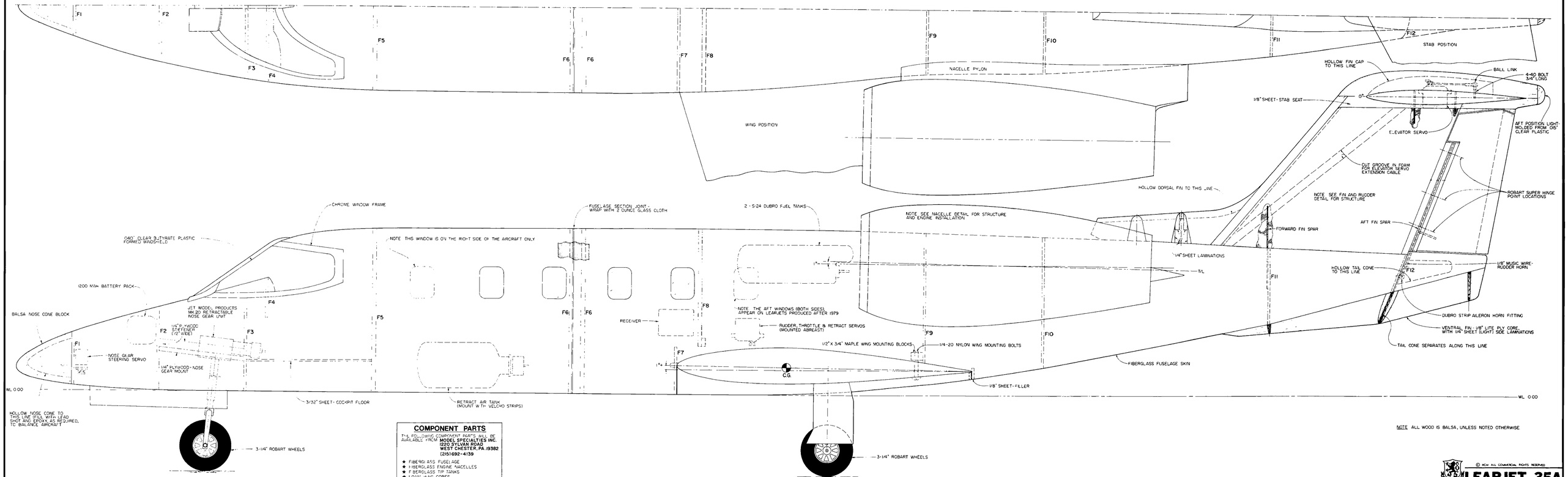

COMPONENT PARTS

THE FOLLOWING COMPONENT PARTS WILL BE AVAILABLE FROM: **MODEL SPECIALTIES INC.**
1220 SYLVAN ROAD
WEST CHESTER, PA. 19382
(215) 692-4139

- ★ FIBERGLASS FUSELAGE
- ★ FIBERGLASS ENGINE NACELLES
- ★ FIBERGLASS TIP TANKS
- ★ FOAM WING CORES
- •
- •

NOTE ALL WOOD IS BALSA, UNLESS NOTED OTHERWISE

© RCM ALL COMMERCIAL RIGHTS RESERVED

LEARJET 35A

A 65 POWERED TWIN JET/FAN SCALE DESIGN

DESIGNED & DRAWN BY: MARK E. FRANKEL

PLANS BY: [illegible]

0 1 2 3 4 5 6

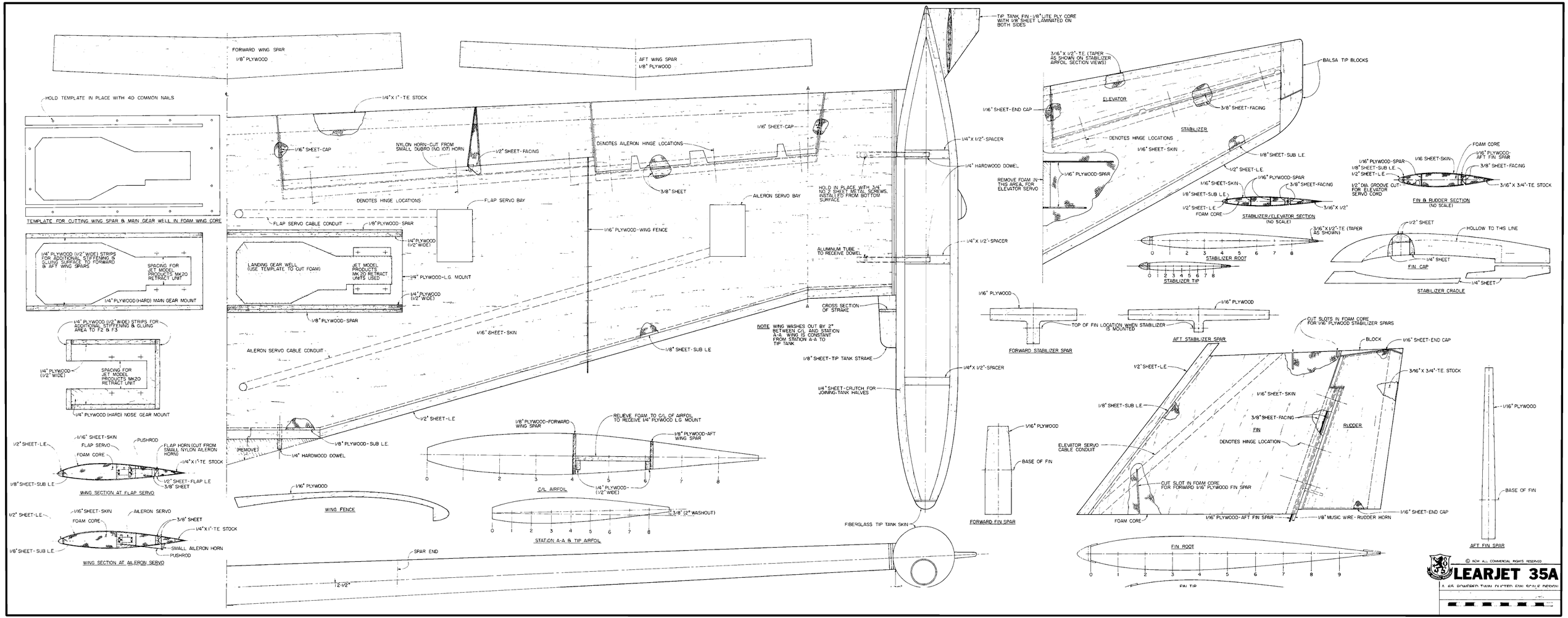
FORWARD WING SPAR
1/8" PLYWOOD
AFT WING SPAR
1/8" PLYWOOD
HOLD TEMPLATE IN PLACE WITH 4D COMMON NAILS
TEMPLATE FOR CUTTING WING SPAR & MAIN GEAR WELL IN FOAM WING CORE
1/4" X 1" - TE STOCK
1/16" SHEET-CAP
NYLON HORN-CUT FROM SMALL DUBRO (NO. 107) HORN
1/2" SHEET-FACING
DENOTES AILERON HINGE LOCATIONS
3/8" SHEET
DENOTES HINGE LOCATIONS
FLAP SERVO BAY
AILERON SERVO BAY
FLAP SERVO CABLE CONDUIT
1/8" PLYWOOD-SPAR
1/4" PLYWOOD (1/2" WIDE)
1/16" PLYWOOD-WING FENCE
1/4" PLYWOOD (1/2" WIDE) STRIPS FOR ADDITIONAL STIFFENING & GLUING SURFACE TO FORWARD & AFT WING SPARS
SPACING FOR JET MODEL PRODUCTS MK20 RETRACT UNIT
1/4" PLYWOOD (HARD) MAIN GEAR MOUNT
LANDING GEAR WELL (USE TEMPLATE TO CUT FOAM)
JET MODEL PRODUCTS MK 20 RETRACT UNITS USED
1/4" PLYWOOD-L.G. MOUNT
1/4" PLYWOOD (1/2" WIDE)
1/8" PLYWOOD-SPAR
1/4" PLYWOOD (1/2" WIDE) STRIPS FOR ADDITIONAL STIFFENING & GLUING AREA TO F2 & F3
1/4" PLYWOOD (1/2" WIDE)
SPACING FOR JET MODEL PRODUCTS MK20 RETRACT UNIT
1/4" PLYWOOD (HARD) NOSE GEAR MOUNT
1/16" SHEET-SKIN
AILERON SERVO CABLE CONDUIT
1/8" SHEET-SUB L.E.
1/2" SHEET-L.E.
(REMOVE)
1/8" PLYWOOD-SUB L.E.
1/4" HARDWOOD DOWEL
1/16" SHEET-SKIN
PUSHROD
1/2" SHEET-L.E.
FLAP SERVO
FLAP HORN (CUT FROM SMALL NYLON AILERON HORN)
FOAM CORE
1/4" X 1" - TE STOCK
1/8" SHEET-SUB L.E.
1/2" SHEET-FLAP L.E.
3/8" SHEET
WING SECTION AT FLAP SERVO
1/16" PLYWOOD
WING FENCE
1/2" SHEET-L.E.
1/16" SHEET-SKIN
AILERON SERVO
FOAM CORE
3/8" SHEET
1/4" X 1" - TE STOCK
1/8" SHEET-SUB L.E.
SMALL AILERON HORN
PUSHROD
WING SECTION AT AILERON SERVO
1/8" PLYWOOD-FORWARD WING SPAR
RELIEVE FOAM TO C/L OF AIRFOIL TO RECEIVE 1/4" PLYWOOD L.G. MOUNT
1/8" PLYWOOD-AFT WING SPAR
0 1 2 3 4 5 6 7 8
C/L AIRFOIL
1/4" PLYWOOD-(1/2" WIDE)
3/8" (2" WASHOUT)
0 1 2 3 4 5 6 7 8
STATION A-A & TIP AIRFOIL
SPAR END
12-1/2"
A
A
1/16" SHEET-CAP
1/4" X 1/2" - SPACER
1/4" HARDWOOD DOWEL
HOLD IN PLACE WITH 3/4" NO. 2 SHEET METAL SCREWS, INSTALLED FROM BOTTOM SURFACE
ALUMINUM TUBE TO RECEIVE DOWEL
1/4" X 1/2" - SPACER
CROSS SECTION OF STRAKE
NOTE WING WASHES OUT BY 2° BETWEEN C/L AND STATION A-A. WING IS CONSTANT FROM STATION A-A TO TIP TANK
1/8" SHEET-TIP TANK STRAKE
1/4" X 1/2" - SPACER
1/4" SHEET-CRUTCH FOR JOINING TANK HALVES
FIBERGLASS TIP TANK SKIN
TIP TANK FIN-1/8" LITE PLY CORE WITH 1/16" SHEET LAMINATED ON BOTH SIDES
3/16" X 1/2" - TE (TAPER AS SHOWN ON STABILIZER AIRFOIL SECTION VIEWS)
BALSA TIP BLOCKS
ELEVATOR
1/16" SHEET-END CAP
3/8" SHEET-FACING
STABILIZER
DENOTES HINGE LOCATIONS
1/16" SHEET-SKIN
1/8" SHEET-SUB L.E.
1/2" SHEET-L.E.
REMOVE FOAM IN THIS AREA FOR ELEVATOR SERVO
1/16" PLYWOOD-SPAR
1/16" PLYWOOD-SPAR
1/16" SHEET-SKIN
3/8" SHEET-FACING
1/8" SHEET-SUB L.E.
1/2" SHEET-L.E.
FOAM CORE
3/16" X 1/2"
STABILIZER/ELEVATOR SECTION (NO SCALE)
FOAM CORE
1/16" PLYWOOD-AFT FIN SPAR
3/8" SHEET-FACING
1/16" PLYWOOD-SPAR
1/16 SHEET-SKIN
1/8" SHEET-SUB L.E.
1/2" SHEET-L.E.
1/2" DIA. GROOVE CUT FOR ELEVATOR SERVO CORD
3/16" X 3/4" - TE STOCK
FIN & RUDDER SECTION (NO SCALE)
3/16" X 1/2" - TE (TAPER AS SHOWN)
0 1 2 3 4 5 6 7 8
STABILIZER ROOT
0 1 2 3 4 5 6 7 8
STABILIZER TIP
1/2" SHEET
HOLLOW TO THIS LINE
1/4" SHEET
FIN CAP
1/4" SHEET
STABILIZER CRADLE
1/16" PLYWOOD
TOP OF FIN LOCATION WHEN STABILIZER IS MOUNTED
FORWARD STABILIZER SPAR
1/16" PLYWOOD
AFT STABILIZER SPAR
1/16" PLYWOOD
BASE OF FIN
FORWARD FIN SPAR
CUT SLOTS IN FOAM CORE FOR 1/16" PLYWOOD STABILIZER SPARS
BLOCK
1/16" SHEET-END CAP
1/2" SHEET-L.E.
3/16" X 3/4" - TE STOCK
1/16" SHEET-SKIN
1/8" SHEET-SUB L.E.
3/8" SHEET-FACING
FIN
RUDDER
DENOTES HINGE LOCATION
ELEVATOR SERVO CABLE CONDUIT
CUT SLOT IN FOAM CORE FOR FORWARD 1/16" PLYWOOD FIN SPAR
FOAM CORE
1/16" PLYWOOD-AFT FIN SPAR
1/8" MUSIC WIRE-RUDDER HORN
1/16" SHEET-END CAP
FIN ROOT
0 1 2 3 4 5 6 7 8 9
FIN TIP
1/16" PLYWOOD
BASE OF FIN
AFT FIN SPAR
© RCM ALL COMMERCIAL RIGHTS RESERVED
LEARJET 35A
A GE POWERED TWIN JETTED FIN SCALE DESIGN

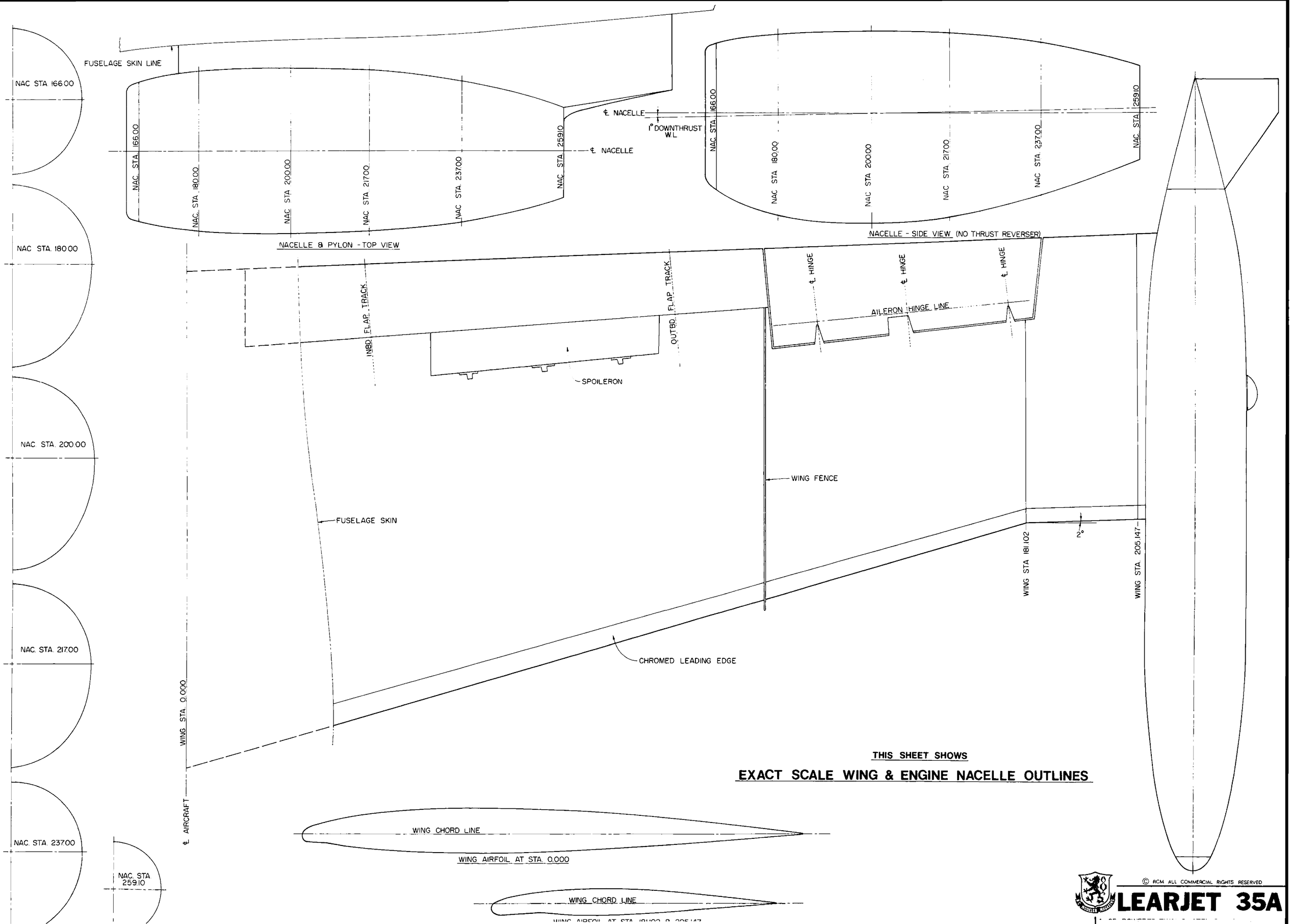
FUSELAGE SKIN LINE
NAC STA 166.00
NAC STA 180.00
NAC STA 200.00
NAC STA 217.00
NAC STA 237.00
NAC STA 259.10
NACELLE & PYLON - TOP VIEW
℄ NACELLE
1° DOWNTHRUST W.L.
NACELLE - SIDE VIEW (NO THRUST REVERSER)
INBD. FLAP TRACK
OUTBD. FLAP TRACK
SPOILERON
℄ HINGE
AILERON HINGE LINE
WING FENCE
FUSELAGE SKIN
CHROMED LEADING EDGE
WING STA 181.102
WING STA. 205.147
2°
WING STA. 0.000
℄ AIRCRAFT
WING CHORD LINE
WING AIRFOIL AT STA. 0.000
WING AIRFOIL AT STA. 181.102 & 205.147
THIS SHEET SHOWS
EXACT SCALE WING & ENGINE NACELLE OUTLINES
© RCM ALL COMMERCIAL RIGHTS RESERVED
LEARJET 35A
0" 1" 2" 3" 4" 5" 6"

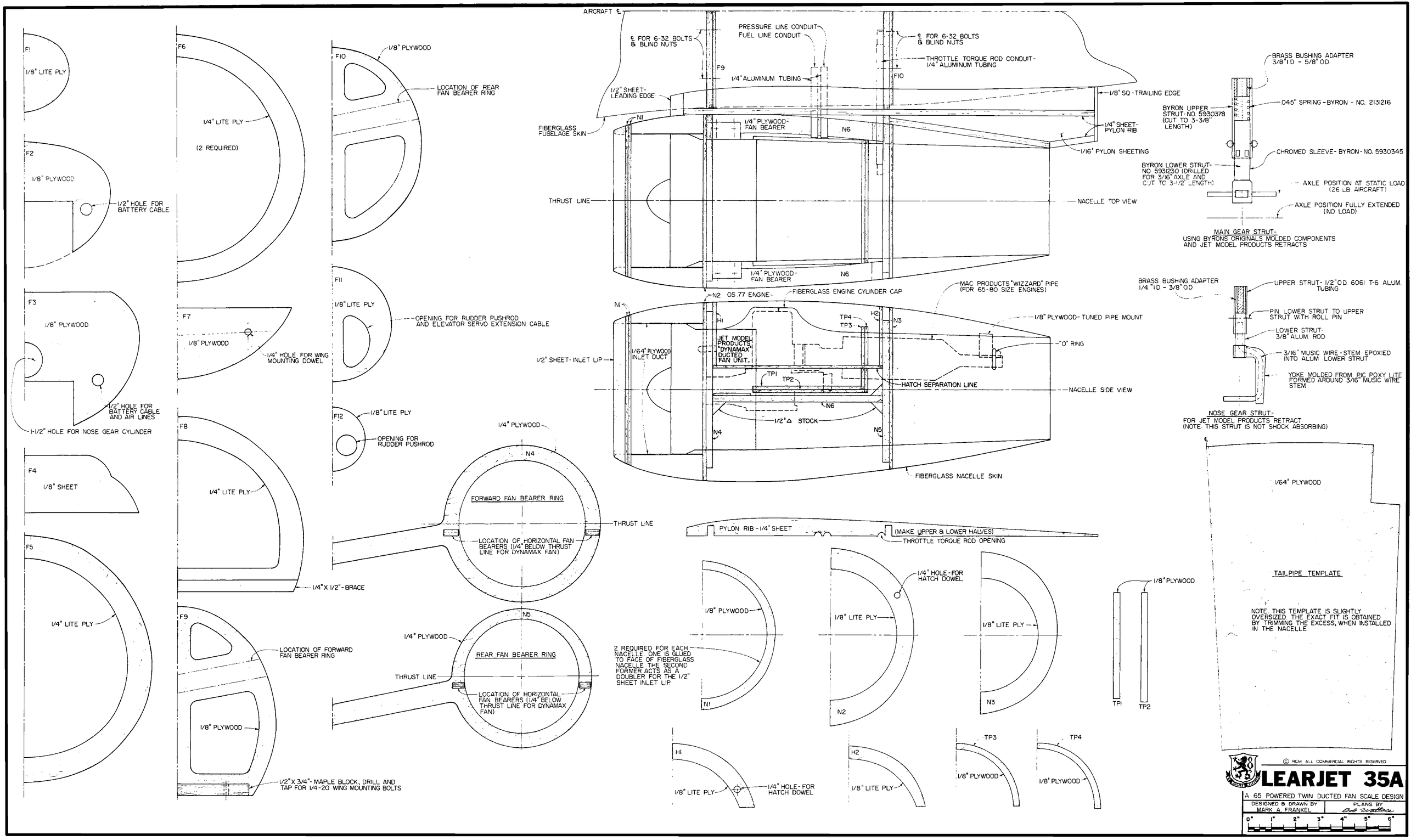
F1
1/8" LITE PLY
F2
1/8" PLYWOOD
1/2" HOLE FOR BATTERY CABLE
F3
1/8" PLYWOOD
1/2" HOLE FOR BATTERY CABLE AND AIR LINES
1-1/2" HOLE FOR NOSE GEAR CYLINDER
F4
1/8" SHEET
F5
1/4" LITE PLY
F6
1/4" LITE PLY
(2 REQUIRED)
F7
1/8" PLYWOOD
1/4" HOLE FOR WING MOUNTING DOWEL
F8
1/4" LITE PLY
1/4" X 1/2" - BRACE
F9
LOCATION OF FORWARD FAN BEARER RING
1/8" PLYWOOD
1/2" X 3/4" - MAPLE BLOCK, DRILL AND TAP FOR 1/4-20 WING MOUNTING BOLTS
F10
1/8" PLYWOOD
LOCATION OF REAR FAN BEARER RING
F11
1/8" LITE PLY
OPENING FOR RUDDER PUSHROD AND ELEVATOR SERVO EXTENSION CABLE
F12
1/8" LITE PLY
OPENING FOR RUDDER PUSHROD
1/4" PLYWOOD
N4
FORWARD FAN BEARER RING
THRUST LINE
LOCATION OF HORIZONTAL FAN BEARERS (1/4" BELOW THRUST LINE FOR DYNAMAX FAN)
1/4" PLYWOOD
N5
REAR FAN BEARER RING
THRUST LINE
LOCATION OF HORIZONTAL FAN BEARERS (1/4" BELOW THRUST LINE FOR DYNAMAX FAN)
AIRCRAFT ℄
℄ FOR 6-32 BOLTS & BLIND NUTS
PRESSURE LINE CONDUIT
FUEL LINE CONDUIT
℄ FOR 6-32 BOLTS & BLIND NUTS
THROTTLE TORQUE ROD CONDUIT - 1/4" ALUMINUM TUBING
F9
1/4" ALUMINUM TUBING
F10
1/2" SHEET - LEADING EDGE
1/8" SQ - TRAILING EDGE
FIBERGLASS FUSELAGE SKIN
N1
1/4" PLYWOOD - FAN BEARER
N6
1/4" SHEET - PYLON RIB
1/16" PYLON SHEETING
THRUST LINE
NACELLE TOP VIEW
1/4" PLYWOOD - FAN BEARER
N6
N2
OS .77 ENGINE
FIBERGLASS ENGINE CYLINDER CAP
MAC PRODUCTS "WIZZARD" PIPE (FOR 65-80 SIZE ENGINES)
N1
H1
TP4
TP3
H2
N3
1/8" PLYWOOD - TUNED PIPE MOUNT
"O" RING
1/2" SHEET - INLET LIP
1/64" PLYWOOD INLET DUCT
JET MODEL PRODUCTS "DYNAMAX" DUCTED FAN UNIT.
TP1
TP2
HATCH SEPARATION LINE
NACELLE SIDE VIEW
N6
1/2"Δ STOCK
N4
N5
FIBERGLASS NACELLE SKIN
PYLON RIB - 1/4" SHEET
(MAKE UPPER & LOWER HALVES)
THROTTLE TORQUE ROD OPENING
1/8" PLYWOOD
2 REQUIRED FOR EACH NACELLE ONE IS GLUED TO FACE OF FIBERGLASS NACELLE THE SECOND FORMER ACTS AS A DOUBLER FOR THE 1/2" SHEET INLET LIP
N1
1/4" HOLE - FOR HATCH DOWEL
1/8" LITE PLY
N2
1/8" LITE PLY
N3
1/8" PLYWOOD
TP1
TP2
H1
1/8" LITE PLY
1/4" HOLE - FOR HATCH DOWEL
H2
1/8" LITE PLY
TP3
1/8" PLYWOOD
TP4
1/8" PLYWOOD
BRASS BUSHING ADAPTER 3/8" ID - 5/8" OD
045" SPRING - BYRON - NO. 2131216
BYRON UPPER STRUT - NO. 5930378 (CUT TO 3-3/8" LENGTH)
CHROMED SLEEVE - BYRON - NO. 5930345
BYRON LOWER STRUT - NO 5931230 (DRILLED FOR 3/16" AXLE AND CUT TO 3-1/2" LENGTH)
AXLE POSITION AT STATIC LOAD (26 LB AIRCRAFT)
AXLE POSITION FULLY EXTENDED (NO LOAD)
MAIN GEAR STRUT - USING BYRONS ORIGINALS MOLDED COMPONENTS AND JET MODEL PRODUCTS RETRACTS
BRASS BUSHING ADAPTER 1/4" ID - 3/8" OD
UPPER STRUT - 1/2" OD 6061 T-6 ALUM. TUBING
PIN LOWER STRUT TO UPPER STRUT WITH ROLL PIN
LOWER STRUT - 3/8" ALUM ROD
3/16" MUSIC WIRE - STEM EPOXIED INTO ALUM LOWER STRUT
YOKE MOLDED FROM PIC POXY LITE FORMED AROUND 3/16" MUSIC WIRE STEM.
NOSE GEAR STRUT - FOR JET MODEL PRODUCTS RETRACT (NOTE THIS STRUT IS NOT SHOCK ABSORBING)
℄
1/64" PLYWOOD
TAILPIPE TEMPLATE
NOTE THIS TEMPLATE IS SLIGHTLY OVERSIZED. THE EXACT FIT IS OBTAINED BY TRIMMING THE EXCESS, WHEN INSTALLED IN THE NACELLE
© RCM ALL COMMERCIAL RIGHTS RESERVED
LEARJET 35A
A 65 POWERED TWIN DUCTED FAN SCALE DESIGN
DESIGNED & DRAWN BY MARK A. FRANKEL
PLANS BY Bob Walker
0" 1" 2" 3" 4" 5" 6"