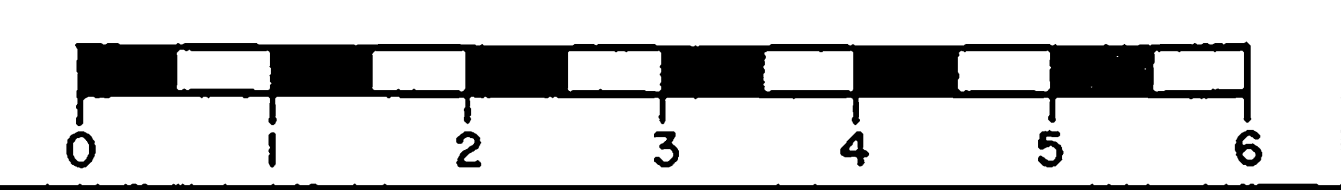



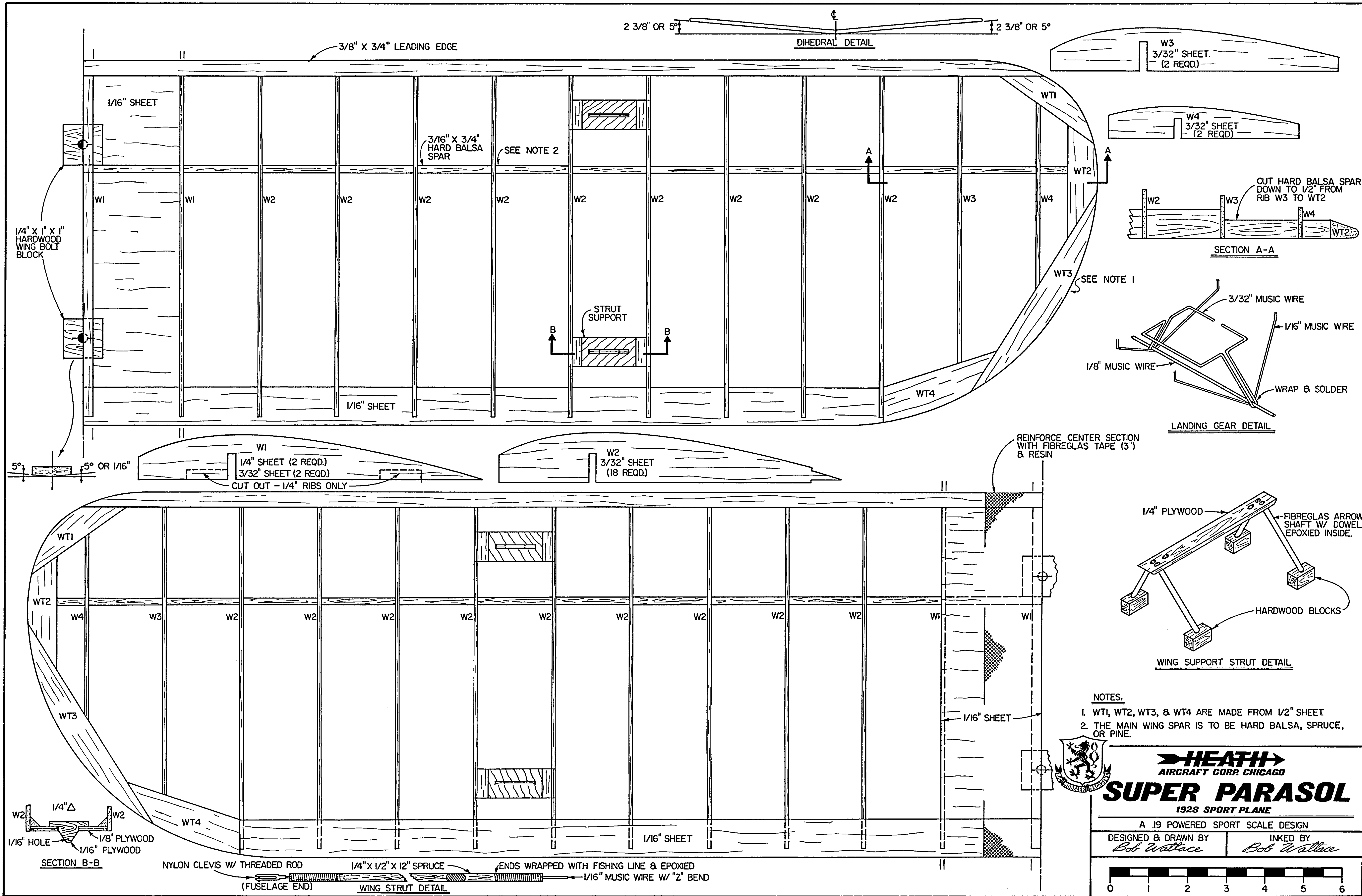
- NOTES.**
1. ALL WOOD IS Balsa UNLESS OTHERWISE NOTED.
  2. MOUNT LANDING GEAR TO PLATE AND F1 WITH HEAVY FISHING LINE OR WRAPPING WIRE AND EPOXY.
  3. WING STRUT ATTACHMENT PLATES ARE MADE FROM .060 ALUMINUM (OR EQUIVALENT).
  4. WING SUPPORT STRUTS ARE MADE FROM FIBREGLAS ARROW SHAFTS WITH A HARDWOOD DOWEL EPOXIED INSIDE THE SHAFT FOR ADDITIONAL STRENGTH.



**HEATH**  
AIRCRAFT CORP. CHICAGO  
**SUPER PARASOL**  
1928 SPORT PLANE

A .19 POWERED SPORT SCALE DESIGN  
DESIGNED & DRAWN BY *Bob Wallace* INKED BY *Bob Wallace*





**HEATH**  
AIRCRAFT CORP. CHICAGO  
**SUPER PARASOL**  
1928 SPORT PLANE

A .19 POWERED SPORT SCALE DESIGN  
DESIGNED & DRAWN BY *Bob Wallace*  
INKED BY *Bob Wallace*

