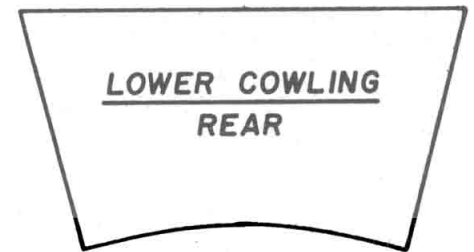
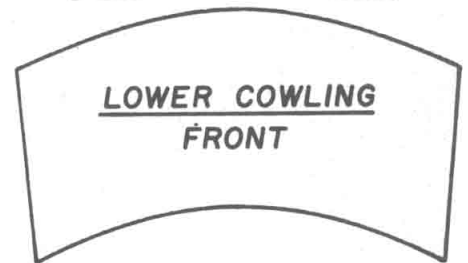
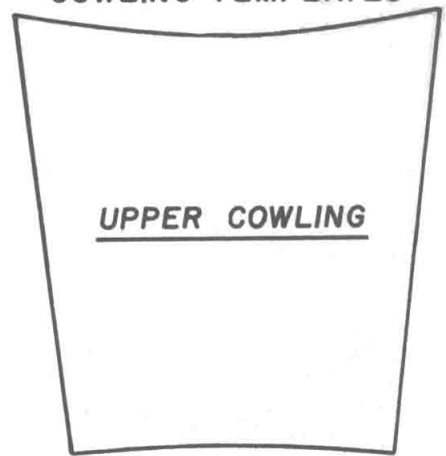


Its store-boughten prop spinning on a few cents worth of rubber, Jerry's faithful little Aeronca climbs away realistically for a slowly circling flight. Stretch wind for more turns.

COWLING TEMPLATE



Rubber-powered version of a famous American light plane is a rewarding step up from a ready-to-fly.

► The Aeronca Champ has long been the favorite of many modelers and also pilots who have flown it. It has the nicest lines of any of the small two-seaters and has ideal proportions for modeling. This is not a 100% exact scale job, but rather a model that accents flying. We have left off many of the fine details and included the usual modifications for good flying and simple building. One look at the model and you will note that it is ruggedly built and uses wood sizes that are easy to handle.


This plane sure is a flyin' fool. No bad tendencies were noted and only a slight rudder adjustment was needed to

put the plane in perfect flying trim. If you want a plane that is easy to build and fly and looks like a real airplane too, the Aeronca Champ is your plane. The plans are presented full size so let's get started.


Construction: To begin, carefully remove the plans from the magazine. Tape or cement them together very carefully making sure that both halves are lined up properly. We'll start with the fuselage.

Select several 3/32" sq. strips that are evenly matched in weight and flexibility. *(Continued on page 43)*

FULL-SIZE PLANS NEXT TWO PAGES



Worth a thousand words, this revealing picture shows how the nose block removes for easy rubber replacement. Hand shows the size.



Despite changes to make it fly like a bird, the Wee Champion has that certain real-plane look that most modelers do demand.