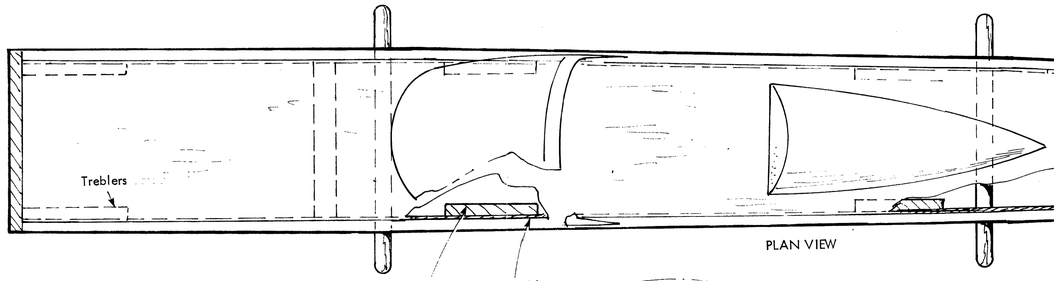
Treblers
1/8"ply treblers inside
for strut mounting woodscrews
Doublers

PLAN VIEW

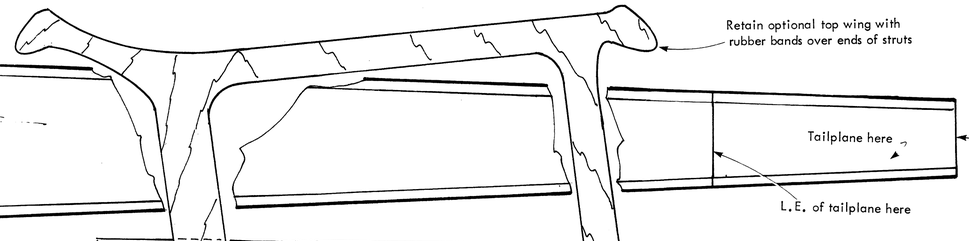
Retain optional top wing with
rubber bands over ends of struts
Tailplane here
Leave fuselage
open at rear
L.E. of tailplane here

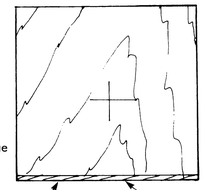
Chamfer
F1 3/16"ply front former
(no other formrs used)

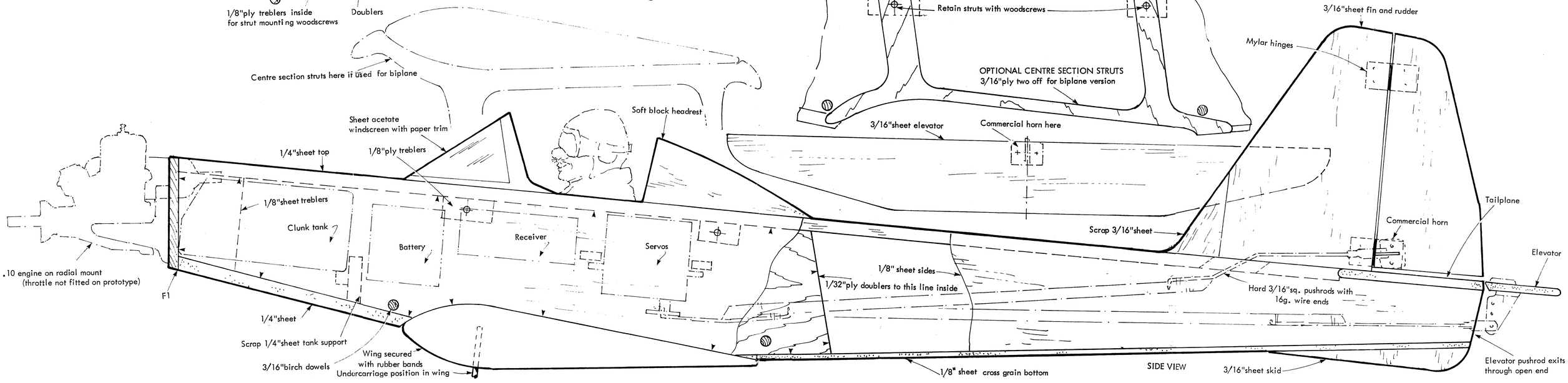
Retain struts with woodscrews
3/16"sheet fin and rudder
Mylar hinges
Centre section struts here if used for biplane
OPTIONAL CENTRE SECTION STRUTS
3/16"ply two off for biplane version
Soft block headrest
Sheet acetate
windscreen with paper trim
3/16"sheet elevator
Commercial horn here
1/4"sheet top
1/8"ply treblers
1/8"sheet treblers
Clunk tank
Battery
Receiver
Servos
Scrap 3/16"sheet
Commercial horn
Tailplane
Elevator
.10 engine on radial mount
(throttle not fitted on prototype)
F1
1/8" sheet sides
1/32"ply doublers to this line inside
Hard 3/16"sq. pushrods with
16g. wire ends
1/4"sheet
Scrap 1/4"sheet tank support
3/16"birch dowels
Wing secured
with rubber bands
Undercarriage position in wing
1/8" sheet cross grain bottom
SIDE VIEW
3/16"sheet skid
Elevator pushrod exits
through open end

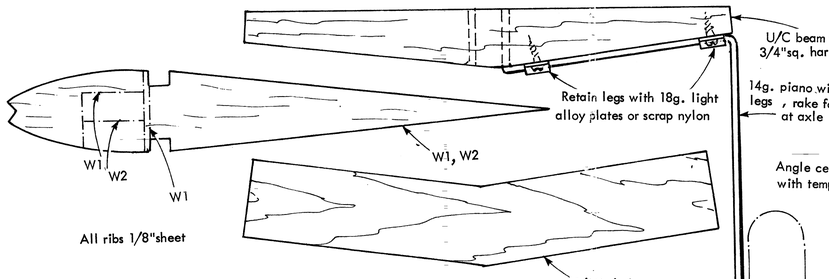
U/C beam from
3/4"sq. hardwood
Retain legs with 18g. light
alloy plates or scrap nylon
14g. piano wire U/C
legs , rake forward 1"
at axle
W1, W2
W1
W2
W1
All ribs 1/8"sheet
1/16"ply brace

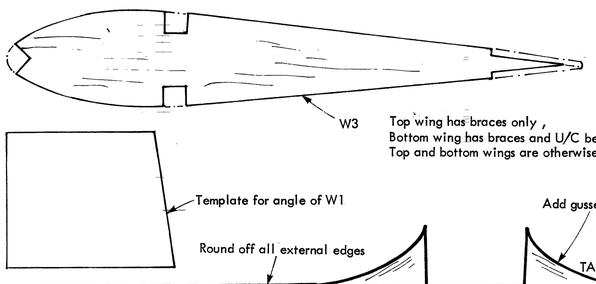
W3
Top wing has braces only ,
Bottom wing has braces and U/C beam
Top and bottom wings are otherwise identical
Template for angle of W1

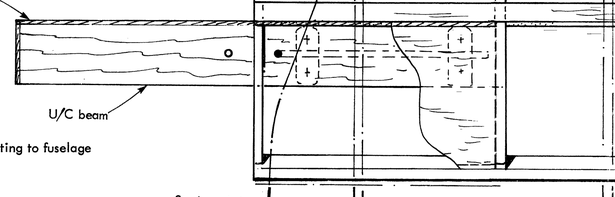
Angle centre rib
with template
W1
1¾" wheels
Brace
U/C beam

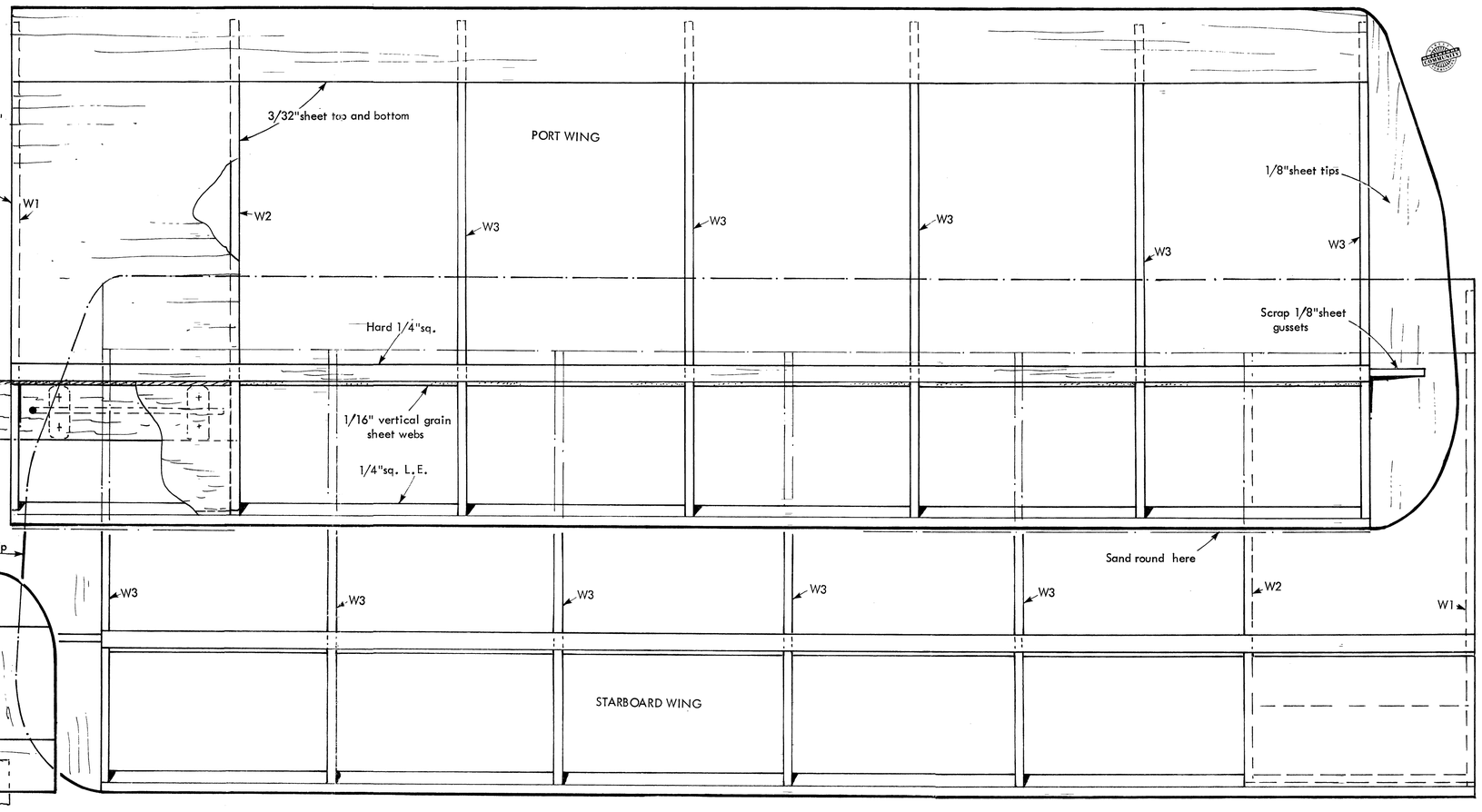
3/32"sheet top and bottom
PORT WING
W2
W3
W3
W3
W3
W3
1/8"sheet tips
Hard 1/4"sq.
Scrap 1/8"sheet
gussets
1/16" vertical grain
sheet webs
1/4"sq. L.E.
Sand round here
W3
W3
W3
W3
W3
W2
W1
STARBOARD WING

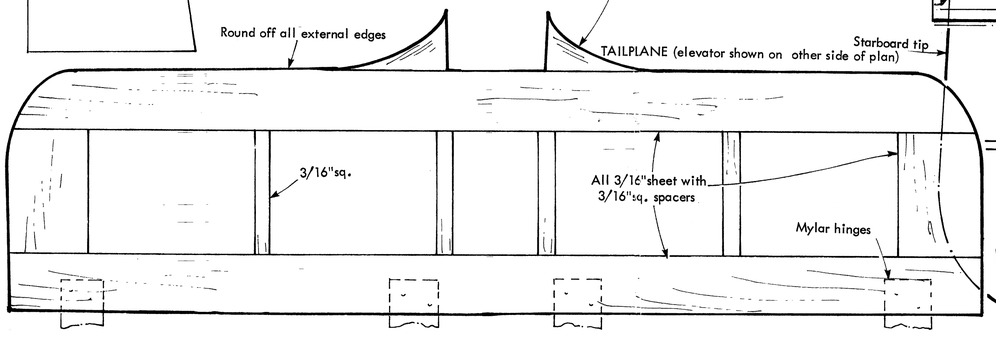
Round off all external edges
Add gussets after fitting to fuselage
TAILPLANE (elevator shown on other side of plan)
Starboard tip
3/16"sq.
All 3/16"sheet with
3/16"sq. spacers
Mylar hinges