A 51"SPAN ELECTRIC POWERED AEROBATIC MODEL FOR 3 FUNCTION RC & 10-15 size ELECTRIC MOTORS.

AEXI

designed by

G H W JOHNSON.

£1·75

copyright of

The R.C.M.&E. Plans Service

13-35 Bridge Street, Hemel Hempstead, Herts.

ALL WOODS BALSA UNLESS STATED OTHERWISE

MOTOR TUBE CONSTRUCTION.

THE TUBE IS ROLLED FROM 1/16"PLY CUT BLANK 17 7/8" × 5 1/2" × 1/16" PLY COVER MOTOR WITH CLINGFILM, ie- 'SNAPWRAP' SAND HALF BEVEL ON ONE SHORT EDGE, BEVEL IS ON INSIDE WHEN BLANK IS WRAPPED ON MOTOR STEAM PLY OVER KETTLE, HEATING ABOUT 2 1/2" AT A TIME BEND PLY & KEEP HEATED, KEEP ON BENDING & STEAMING UNTIL PLY CAN BE ROLLED IN TO TUBE ROLL PLY ON MOTOR WITH BEVEL UNDER OVERLAP, TRIM OFF EXCESS PLY & EPOXY JOIN TAPE TUBE TIGHTLY AROUND MOTOR WHEN DRY REMOVE & EPOXY TWO 3/16" WIDE STRIPS OF 1/16" PLY INSIDE TUBE TO FORM A 3/16" WIDE × 1/8" DEEP STOP CUT OTHER END AS SHOWN FOR COOLING

NOTE.

THE MODEL SHOULD WEIGH 45-53ozs, COMPRISING -
14 - 18ozs — COVERED AIRFRAME
9 - 12ozs — Rx, 3 SERVO'S, 500m/h BATTERY
22 - 23ozs — MOTOR, BATTERIES & SWITCH

THE MODEL ALSO MAKES A GOOD SLOPE SOARER BY REPLACING MOTOR TUBE & SPINNER WITH FAIRED NOSE MOVE Rx BATTERY TO NOSE, Rx BEHIND F1 IN THIS MODE WEIGHT SHOULD BE 27 - 30ozs.

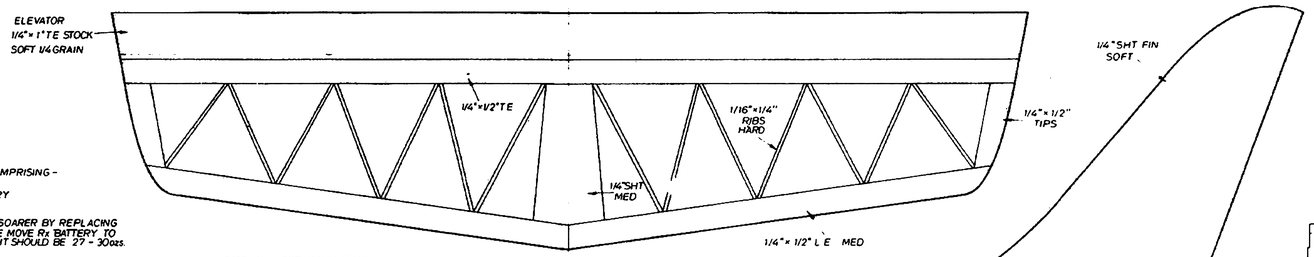

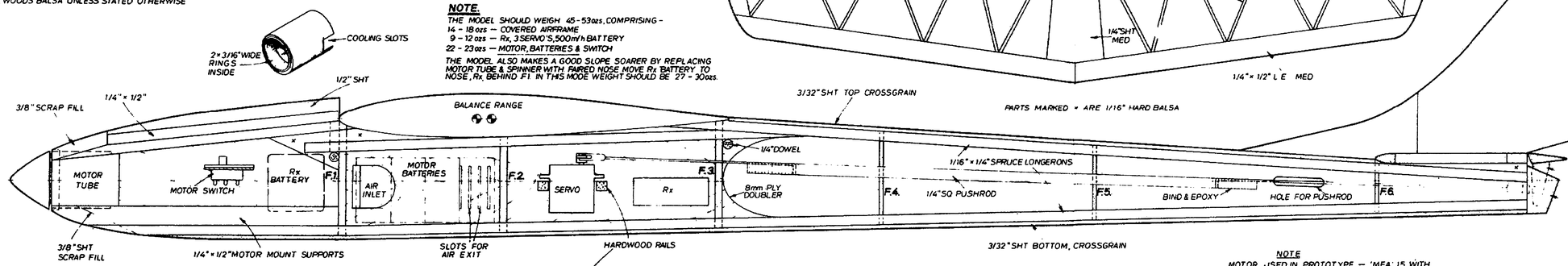

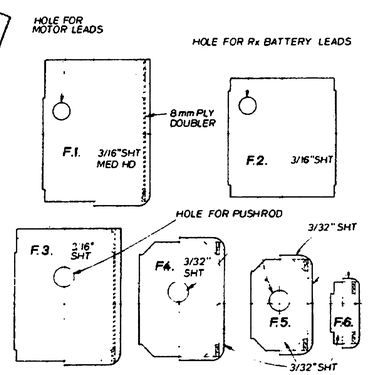

FUSELAGE FORMERS

PROP - GOX 7 × 3 1/2

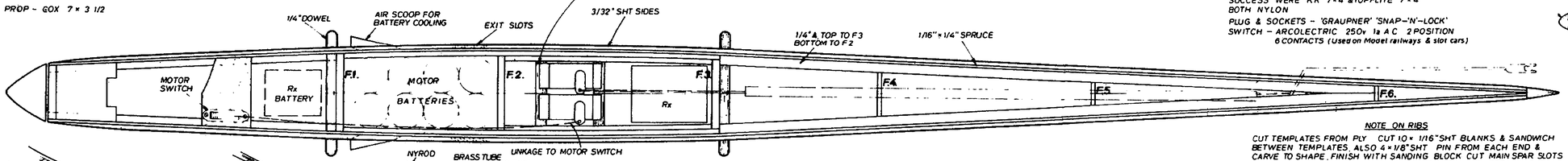

NOTE

MOTOR USED IN PROTOTYPE — 'MFA' 15 WITH
8 × 1.2 amp hour BATTERIES PROP USED WITH SUCCESS WERE KK 7×4 & TOPFLITE 7×4 BOTH NYLON
PLUG & SOCKETS - 'GRAUPNER' 'SNAP-'N-LOCK'
SWITCH - ARCOLECTRIC 250v 1a A C 2 POSITION 6 CONTACTS (Used on Model railways & slot cars)

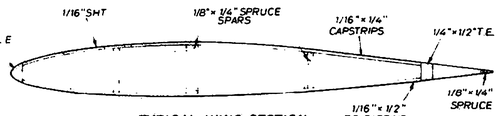

TYPICAL WING SECTION

ROOT TEMPLATE

TEMPLATES FROM 1/16" PLY

TIP TEMPLATE

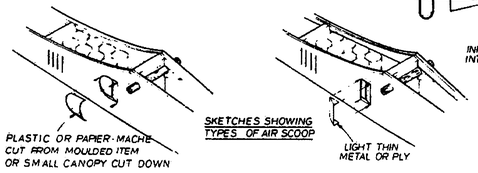

SKETCHES SHOWING TYPES OF AIR SCOOP

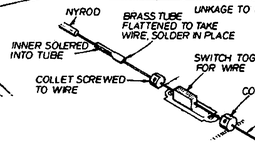

TO OPERATE MOTOR SWITCH ATTACH 16SWG WIRE TO NYROD INNER, SEE LEFT SET UP COLLETS SO THAT A SELF CENTRING CHANNEL ON Tx SWITCHES FULL MOVEMENT ONE WAY ON FULL MOVEMENT OF THE OTHER THIS ENSURES A NO LOAD NEUTRAL POSITION ON SERVO

W 1 to W 4 - 1/8" SHT
W 5 to W 14 - 1/16" SHT

NOTE ON RIBS

CUT TEMPLATES FROM PLY CUT 10 × 1/16" SHT BLANKS & SANDWICH BETWEEN TEMPLATES ALSO 4 × 1/8" SHT PIN FROM EACH END & CARVE TO SHAPE. FINISH WITH SANDING BLOCK CUT MAIN SPAR SLOTS DUPLICATE FOR OTHER WING MAKE SURE TO MAKE LEFT HAND & RIGHT HAND SETS OF RIBS

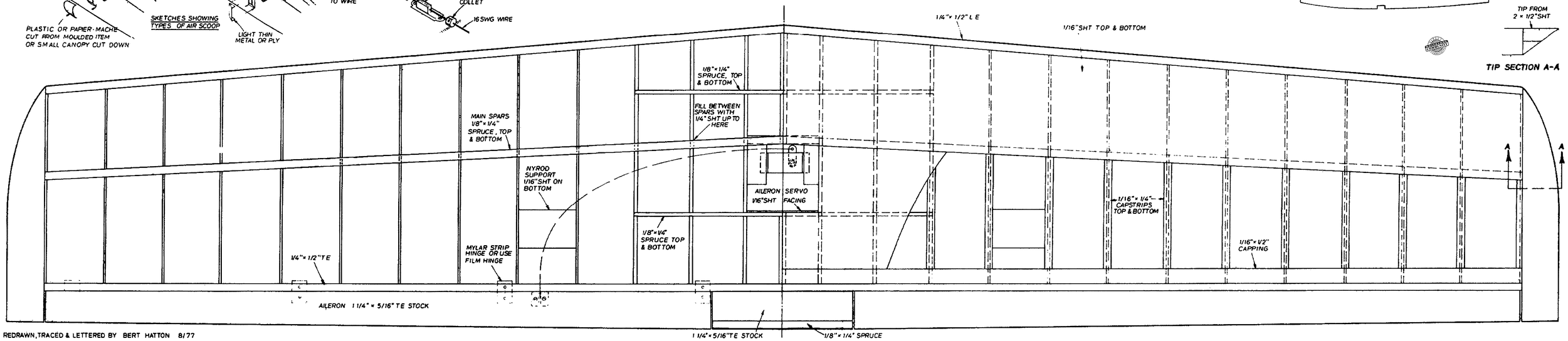

REDRAWN, TRACED & LETTERED BY BERT HATTON 8/77