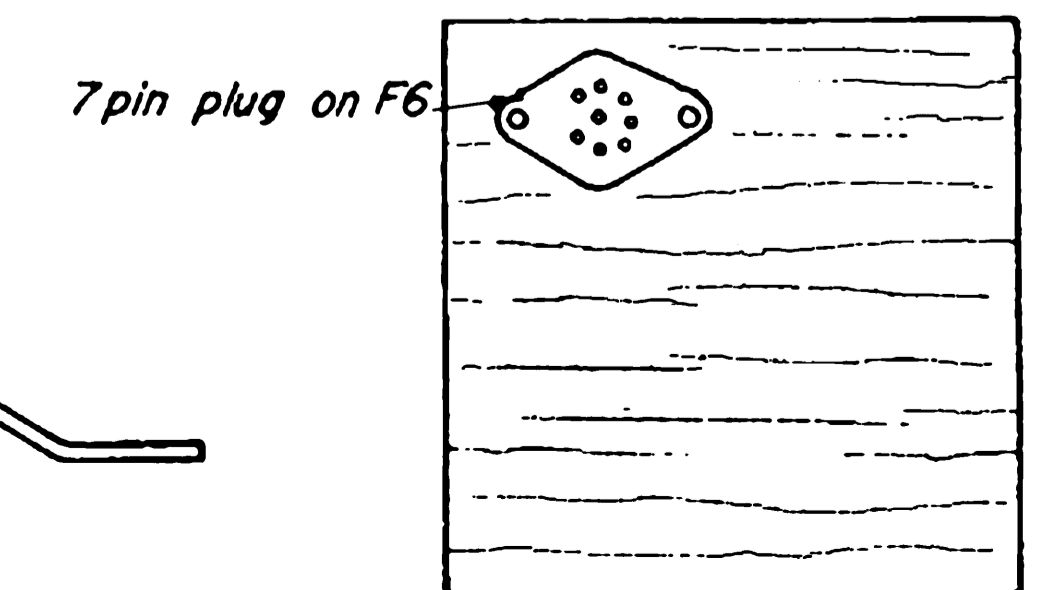
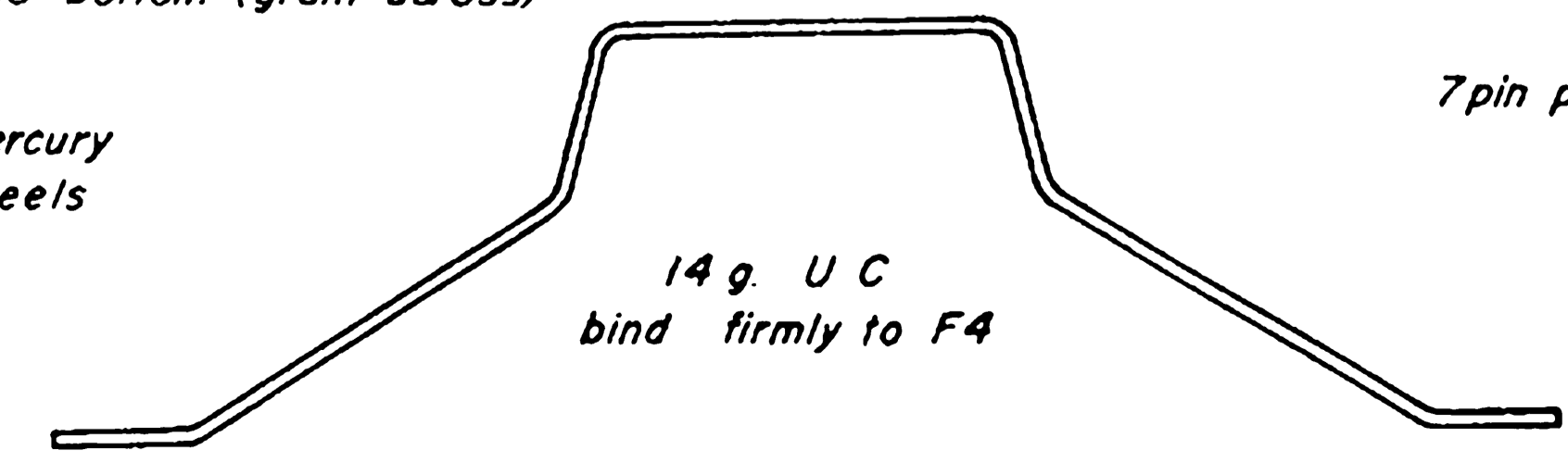
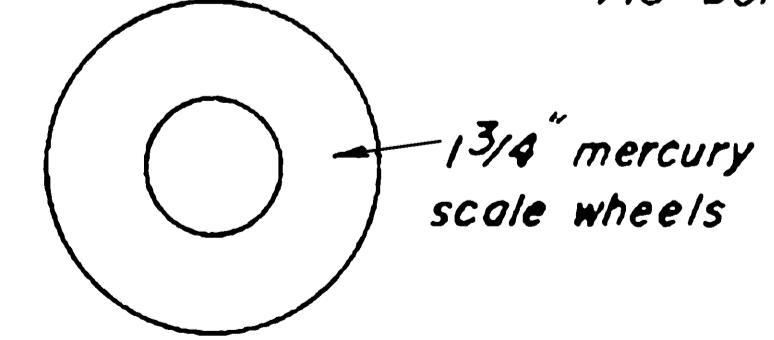


- Materials List**
- 1 piece $3/32 \times 6 \times 36$ " balsa (or 2-3" shts butt jointed)
 - " $1/8 \times 2 \times 36$ " "
 - " $1/8 \times 3 \times 36$ " "
 - " $1/16 \times 4 \times 36$ " "
 - " $1/4 \times 3/8 \times 36$ " "
 - " $1/4 \times 3/4 \times 36$ " TE
 - 3 pieces $3/16$ " sq $\times 36$ " "
 - 1 piece $1/2 \times 1/8 \times 36$ " "
 - 1 piece $3/8 \times 1/8 \times 36$ " balsa
 - " $1/4 \times 2 \times 6$ " "
 - " $1/2 \times 1 \times 12$ " "
 - " $1/8 \times 18$ " dowel
 - " $1/8 \times 3 \times 12$ " ply
 - " $14g \times 18$ " wire
 - " $20g \times 6$ " "



- Formers**
- F1. F6. F7. $1/8$ " balsa
 - F2. F4. F5. $1/8$ " ply
 - F3. F8. F10 $1/16$ " balsa
- F5 F6

HALF TONE

MA D PLATT

457 Span 38" Length 25" 4/6

Engine 8cc

© Model Aircraft 1961

19-20 Noel St. London W.1