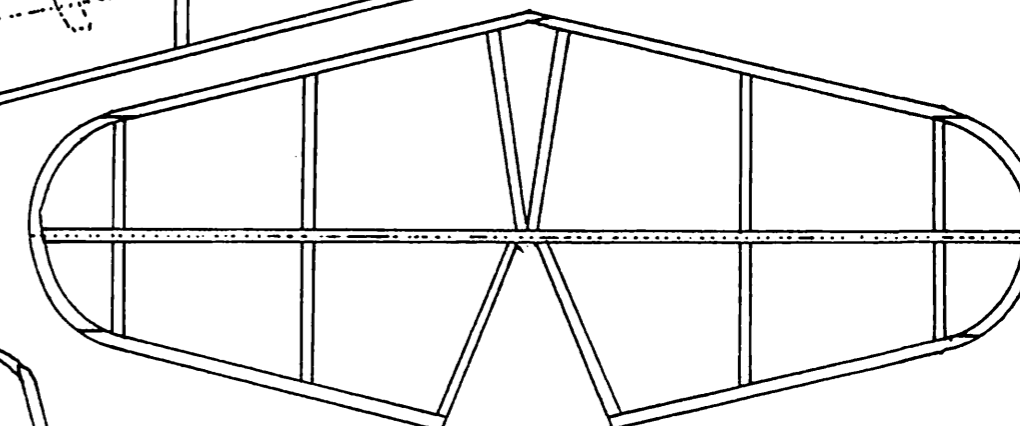
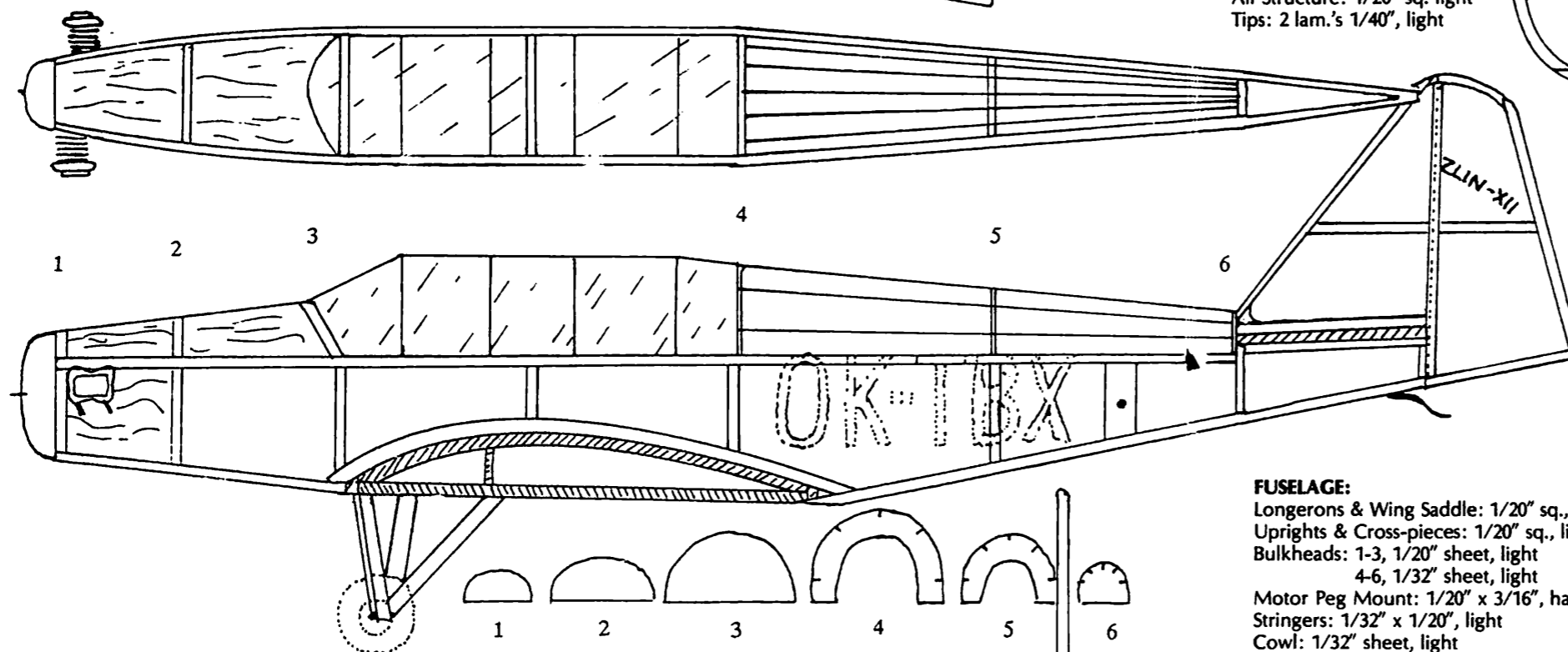
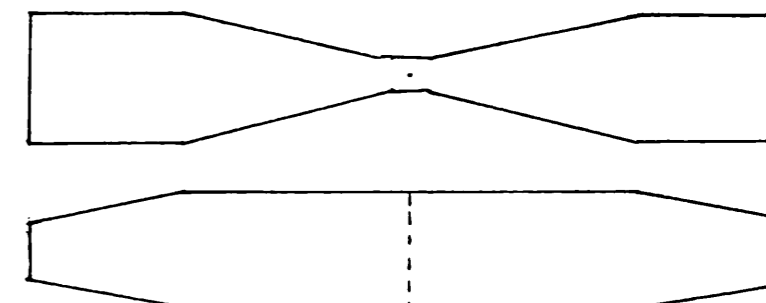


WING:
 L.E. & T.E.: 1/20" sq., firm
 Tips: 2 lam.'s 1/40" strip
 Spar: 2 from firm 1/32" sht.,
 6-1/2" long, taper 7/32"
 to 1/16" (approx.)
 Ribs: 12 sliced from 1/20", light



RUDDER & STAB.:
 All Structure: 1/20" sq. light
 Tips: 2 lam.'s 1/40", light



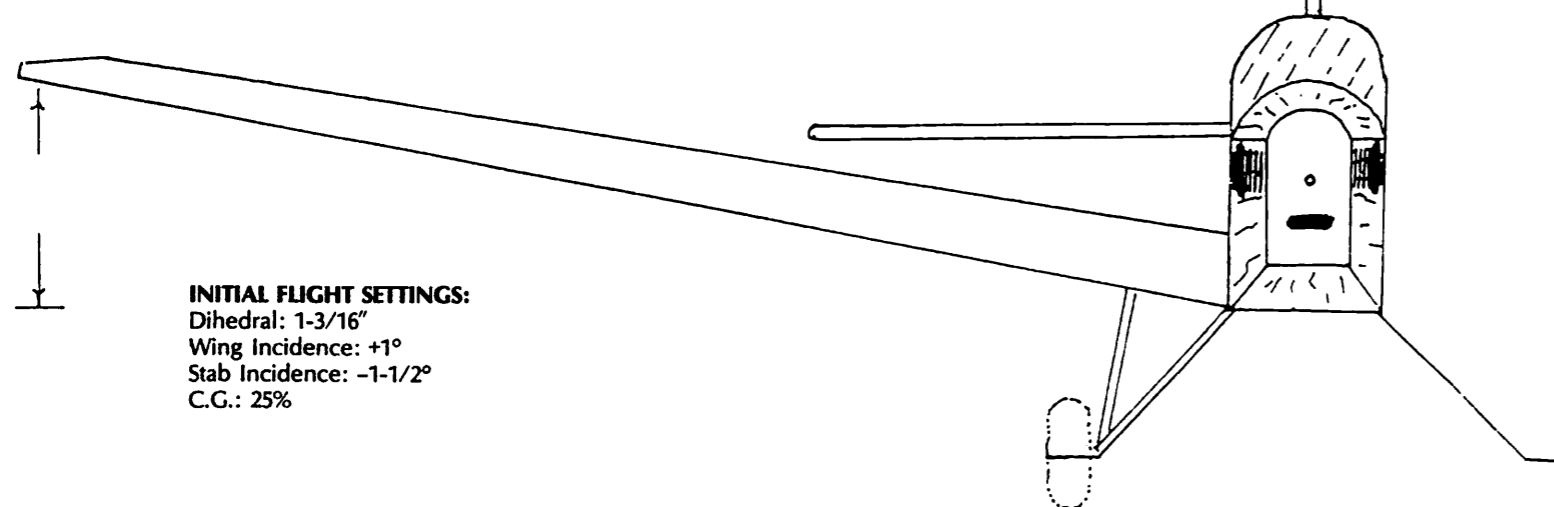
FUSELAGE:
 Longerons & Wing Saddle: 1/20" sq., firm
 Uprights & Cross-pieces: 1/20" sq., light
 Bulkheads: 1-3, 1/20" sheet, light
 4-6, 1/32" sheet, light
 Motor Peg Mount: 1/20" x 3/16", hard
 Stringers: 1/32" x 1/20", light
 Cowl: 1/32" sheet, light

PROPELLER:
 Diameter: 4"
 Pitch: 6.8" (nominal)
 P/D ratio: 1.7
 Blade Thickness @ tip: .32"
 Max. Blade Thickness: .60"
 Max. Blade Width: .66"

MISCELLANEOUS:
 Canopy: Vac. form from .005" butyrate
 L.G.: .008" m/w, 1/8" x 1/20" struts, firm
 Wheels: 3 lam.'s 1/16" soft, bush w/ 1/16" birch dowel
 Engine: Thread-wrapped balsa, scrap, alum. tubes, etc.

COLOR SCHEME:
 Yellow: Entire Aircraft
 Blue: Reg. Numbers

INITIAL FLIGHT SETTINGS:
 Dihedral: 1-3/16"
 Wing Incidence: +1°
 Stab Incidence: -1-1/2°
 C.G.: 25%



ZLIN Z-XII

A Pre-War Czech Peanut

Designed and Drawn by John Berryman