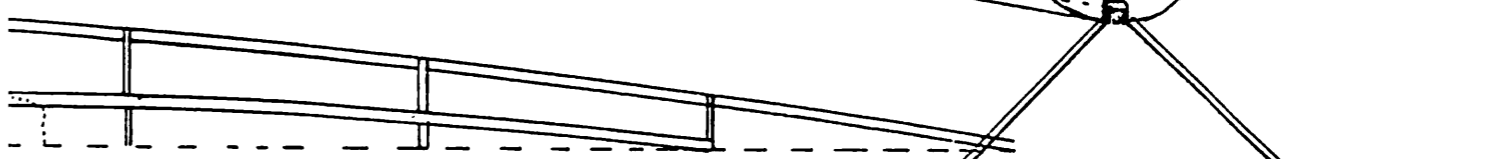
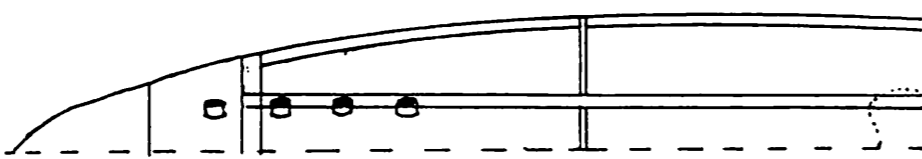
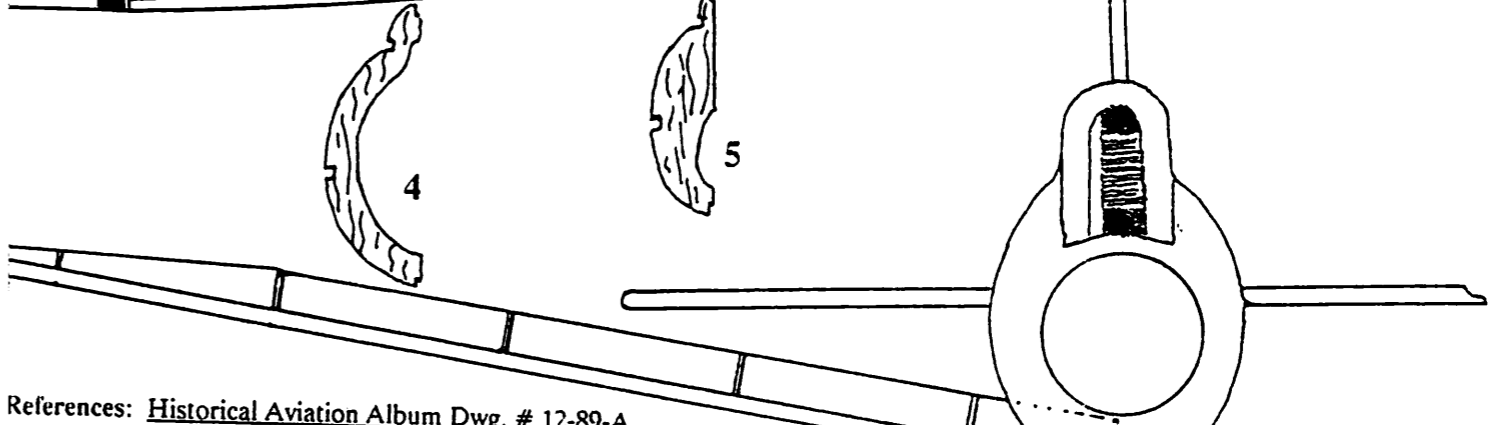
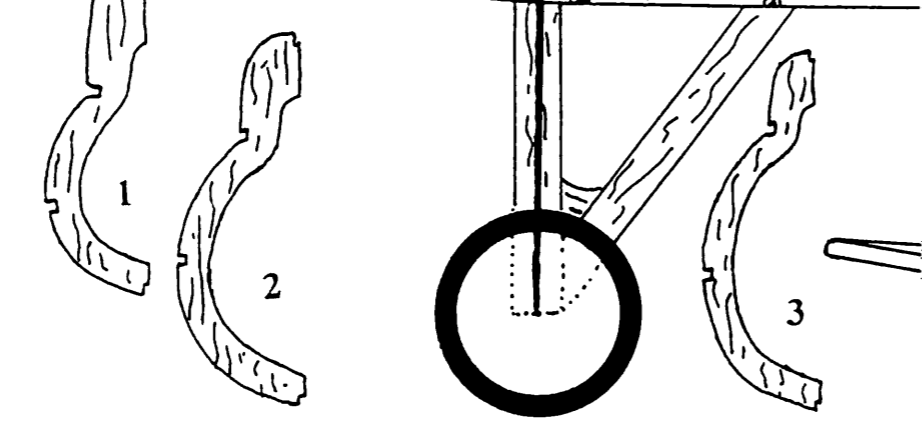
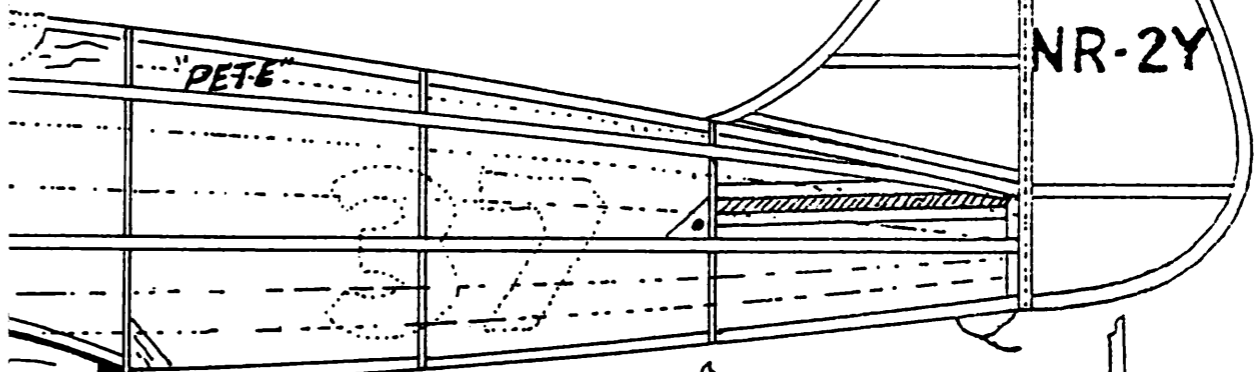
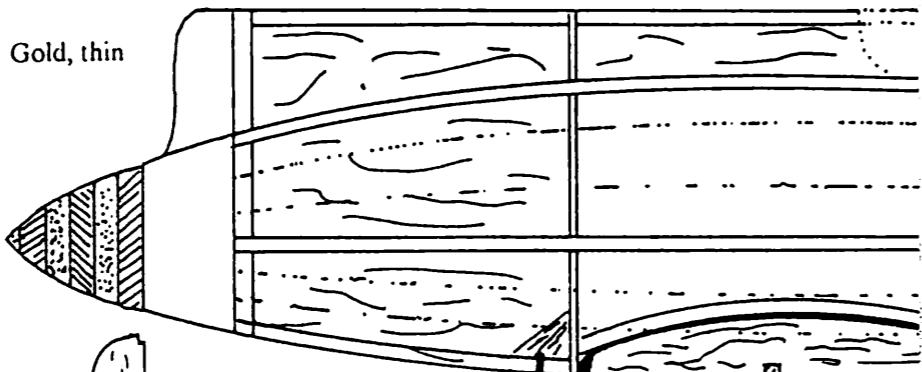


Wing:
 L.E.: 1/16" sq., T.E.: 1/16" x 1/8"
 Spar: 1/20" sq.
 Tips: 2 x 1/32" x 1/16" laminated

Rudder/Stab:
 Structure: 1/20" sq.
 Tips/Outlines: 2 x 1/32" x 1/20" laminated

Color Scheme:
 Aircraft: White
 Reg. Numbers and "Pete" Logo: Gold, thin black outlines
 Racing Numbers: Black



Fuselage:
 Crutch and Main Stringer: 1/20" sq.
 Aux. Stringers: 1/32" x 1/20"
 Bulkheads: #1 = 1/16", # 2-5 = 1/32"
 Sheet: 1/64" from B.H. #1 to B.H. # 2,
 Cowl/Turtledeck from B.H. #1 to B.H. #3

Flight Settings:
 Wing: + 1°, Washout right panel, washin left panel (about 1/16" each).
 Dihedral: 1" each panel.
 Stab: - 1.5°
 Rudder: Left 3-5°
 Thrust: - 1.5°, right 1.5°
 C.G.: 30%

Miscellaneous:
 Prop: 4.75" Peck, or 5.0"D, 8"P carved prop (sec text)
 L.G.: .020 music wire. Legs: 1/32" x 1/4" balsa. Wheels: 3 laminations 1/32", bush w/ 1/16" dowel.
 Nose Block: Carve from balsa block

References: Historical Aviation Album Dwg. # 12-89-A

Howard DGA-3 "Pete"
 Designed and Drawn by John Berryman