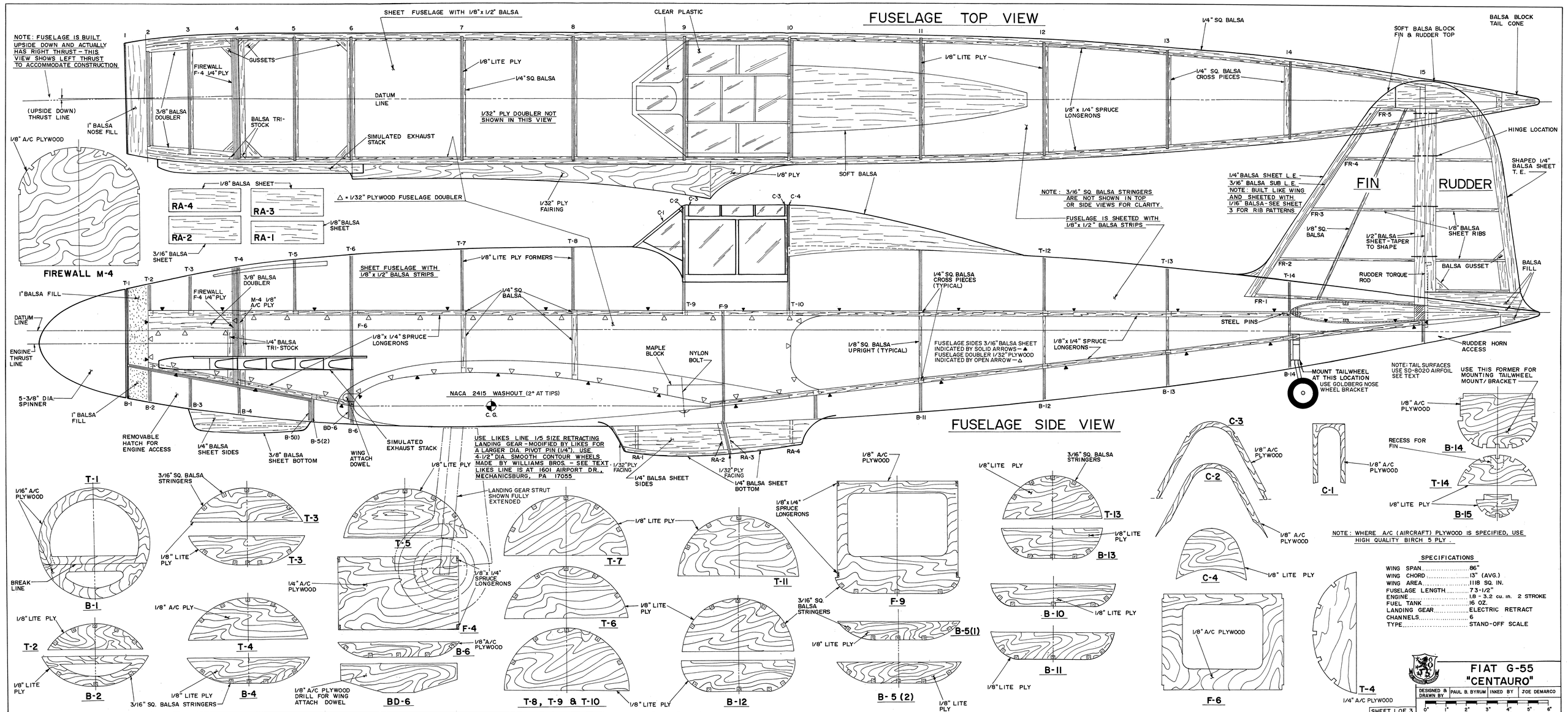
FUSELAGE TOP VIEW
NOTE: FUSELAGE IS BUILT UPSIDE DOWN AND ACTUALLY HAS RIGHT THRUST - THIS VIEW SHOWS LEFT THRUST TO ACCOMMODATE CONSTRUCTION
SHEET FUSELAGE WITH 1/8" x 1/2" BALSA
CLEAR PLASTIC
1/4" SQ. BALSA
BALSA BLOCK TAIL CONE
SOFT BALSA BLOCK FIN & RUDDER TOP
FIREWALL F-4 1/4" PLY
GUSSETS
1/8" LITE PLY
1/4" SQ. BALSA
1/8" LITE PLY
1/4" SQ. BALSA CROSS PIECES
DATUM LINE
1/32" PLY DOUBLER NOT SHOWN IN THIS VIEW
1/8" x 1/4" SPRUCE LONGERONS
(UPSIDE DOWN) THRUST LINE
1" BALSA NOSE FILL
3/8" BALSA DOUBLER
BALSA TRI-STOCK
SIMULATED EXHAUST STACK
HINGE LOCATION
1/8" A/C PLYWOOD
1/8" PLY
SOFT BALSA
SHAPED 1/4" BALSA SHEET T.E.
1/8" BALSA SHEET
RA-4
RA-3
RA-2
RA-1
1/8" BALSA SHEET
△ = 1/32" PLYWOOD FUSELAGE DOUBLER
1/32" PLY FAIRING
NOTE: 3/16" SQ. BALSA STRINGERS ARE NOT SHOWN IN TOP OR SIDE VIEWS FOR CLARITY.
FUSELAGE IS SHEETED WITH 1/8" x 1/2" BALSA STRIPS
1/4" BALSA SHEET L.E.
3/16" BALSA SUB L.E.
NOTE: BUILT LIKE WING AND SHEETED WITH 1/16" BALSA - SEE SHEET 3 FOR RIB PATTERNS
FIN
RUDDER
3/16" BALSA SHEET
FIREWALL M-4
SHEET FUSELAGE WITH 1/8" x 1/2" BALSA STRIPS
1/8" LITE PLY FORMERS
1/8" SQ. BALSA
1/2" BALSA SHEET - TAPER TO SHAPE
1/8" BALSA SHEET RIBS
1" BALSA FILL
3/8" BALSA DOUBLER
FIREWALL F-4 1/4" PLY
M-4 1/8" A/C PLY
1/4" SQ. BALSA
1/4" SQ. BALSA CROSS PIECES (TYPICAL)
RUDDER TORQUE ROD
BALSA GUSSET
BALSA FILL
DATUM LINE
1/4" BALSA TRI-STOCK
1/8" x 1/4" SPRUCE LONGERONS
STEEL PINS
ENGINE THRUST LINE
MAPLE BLOCK
NYLON BOLT
1/8" SQ. BALSA UPRIGHT (TYPICAL)
FUSELAGE SIDES 3/16" BALSA SHEET INDICATED BY SOLID ARROWS — ▲
FUSELAGE DOUBLER 1/32" PLYWOOD INDICATED BY OPEN ARROW — △
1/8" x 1/4" SPRUCE LONGERONS
RUDDER HORN ACCESS
MOUNT TAILWHEEL AT THIS LOCATION
USE GOLDBERG NOSE WHEEL BRACKET
NOTE: TAIL SURFACES USE SD-8020 AIRFOIL SEE TEXT
USE THIS FORMER FOR MOUNTING TAILWHEEL MOUNT/ BRACKET
5-3/8" DIA. SPINNER
NACA 2415 WASHOUT (2° AT TIPS)
C. G.
1" BALSA FILL
REMOVABLE HATCH FOR ENGINE ACCESS
1/4" BALSA SHEET SIDES
3/8" BALSA SHEET BOTTOM
WING ATTACH DOWEL
SIMULATED EXHAUST STACK
USE LIKES LINE 1/5 SIZE RETRACTING LANDING GEAR - MODIFIED BY LIKES FOR A LARGER DIA. PIVOT PIN (1/4"). USE 4-1/2" DIA. SMOOTH CONTOUR WHEELS MADE BY WILLIAMS BROS. - SEE TEXT. LIKES LINE IS AT 1601 AIRPORT DR., MECHANICSBURG, PA 17055
1/32" PLY FACING
1/4" BALSA SHEET SIDES
1/32" PLY FACING
1/4" BALSA SHEET BOTTOM
FUSELAGE SIDE VIEW
1/8" LITE PLY
LANDING GEAR STRUT SHOWN FULLY EXTENDED
1/8" A/C PLYWOOD
3/16" SQ. BALSA STRINGERS
1/8" LITE PLY
1/8" x 1/4" SPRUCE LONGERONS
1/8" LITE PLY
1/8" LITE PLY
1/8" LITE PLY
1/8" LITE PLY
1/8" A/C PLYWOOD
1/8" LITE PLY
1/8" LITE PLY
1/8" LITE PLY
1/8" LITE PLY
1/8" LITE PLY
1/8" LITE PLY
1/8" A/C PLYWOOD
1/8" LITE PLY
1/8" LITE PLY
1/8" A/C PLYWOOD
1/8" A/C PLYWOOD
1/8" A/C PLYWOOD

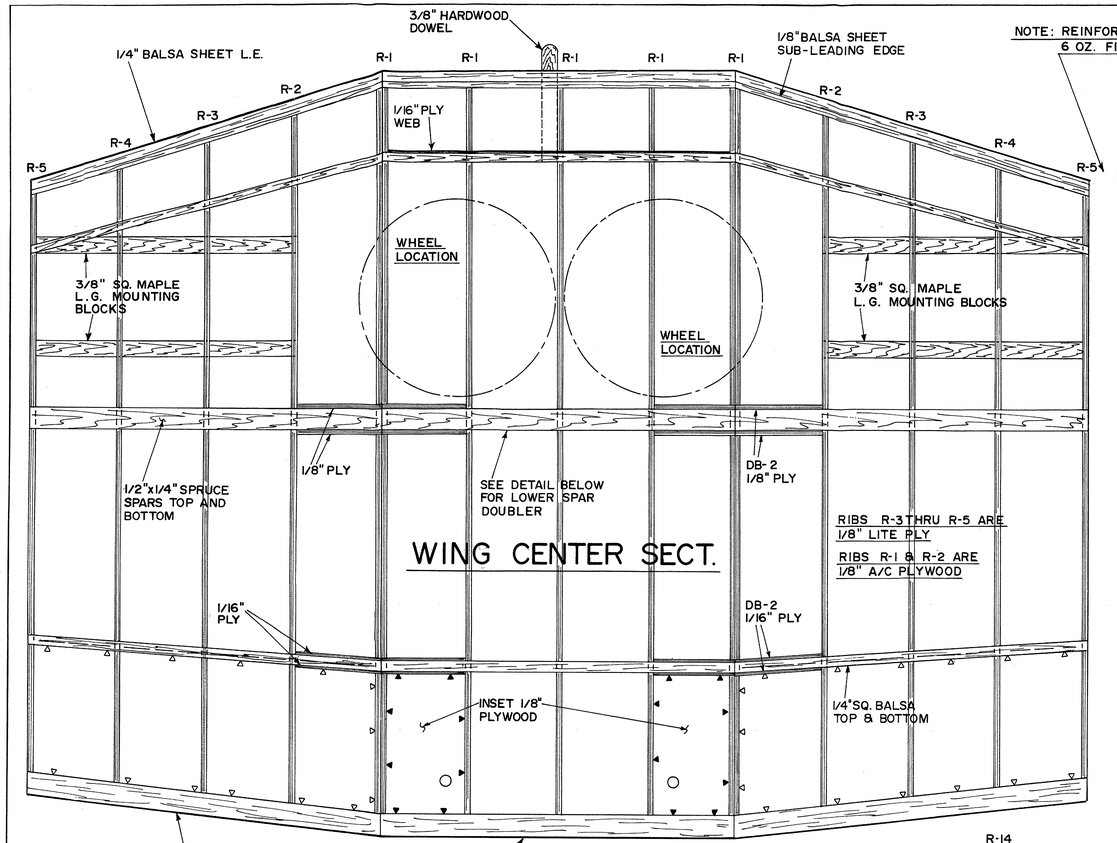

WING CENTER SECT.

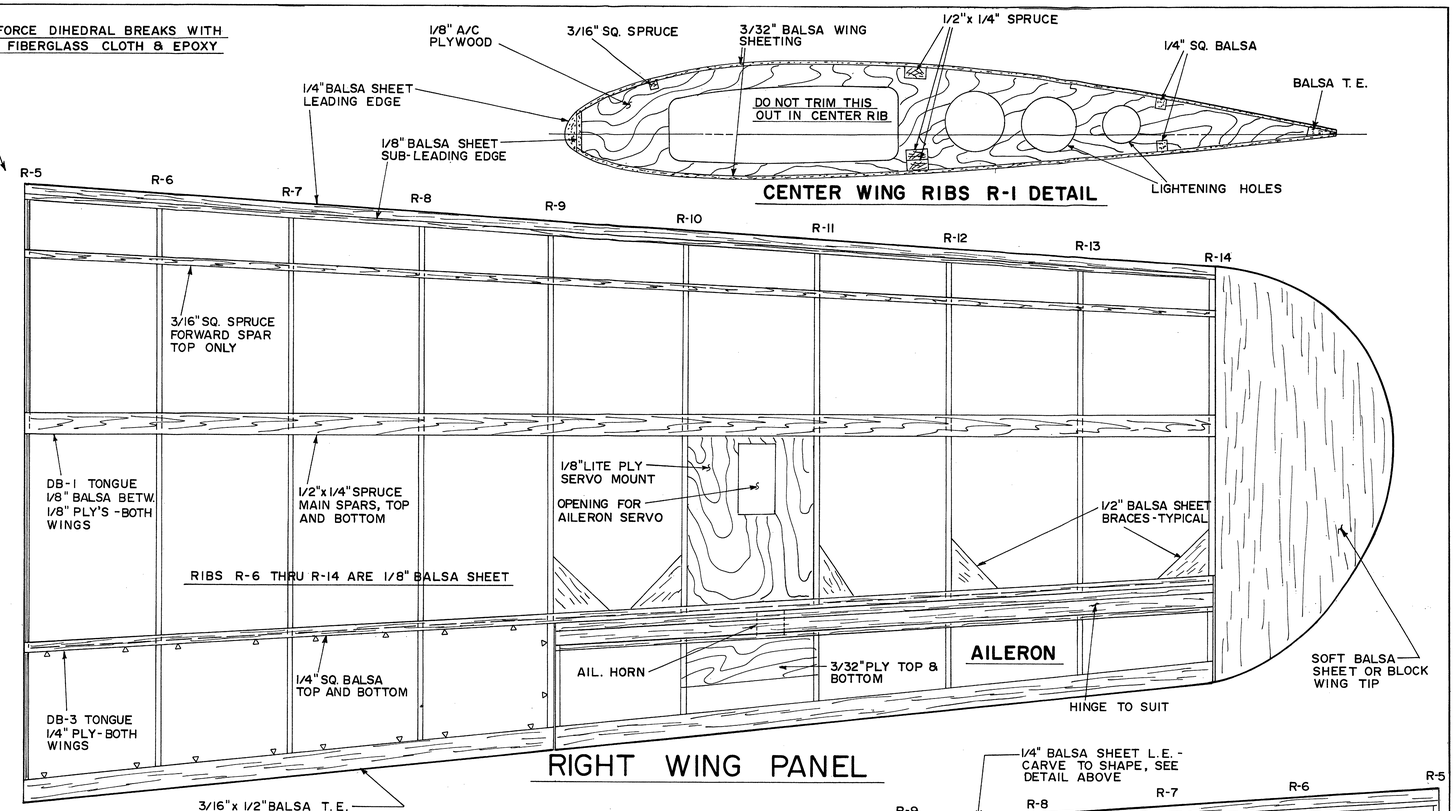

CENTER WING RIBS R-1 DETAIL

RIGHT WING PANEL

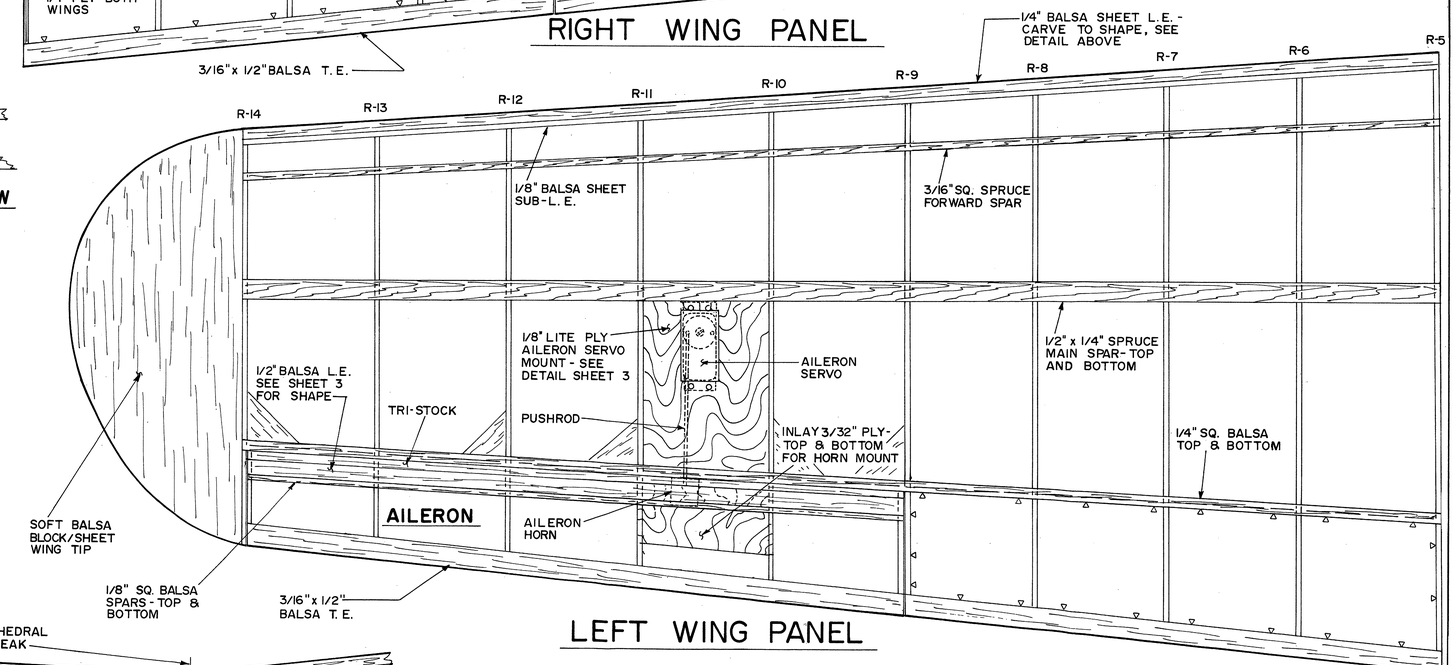

LEFT WING PANEL

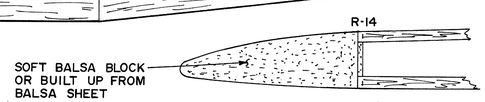

WING TIP FRONT VIEW

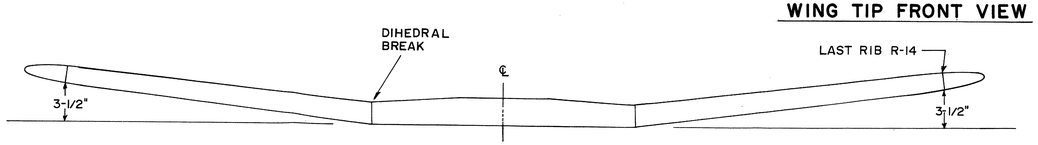

DIHEDRAL DETAIL - FRONT VIEW (NOT TO SCALE)

WING JIG PIECES

MAKE FROM 1/4" SCRAP PLY

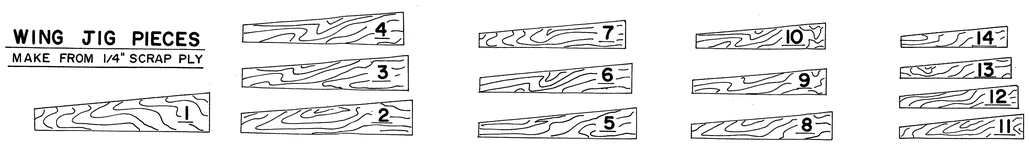

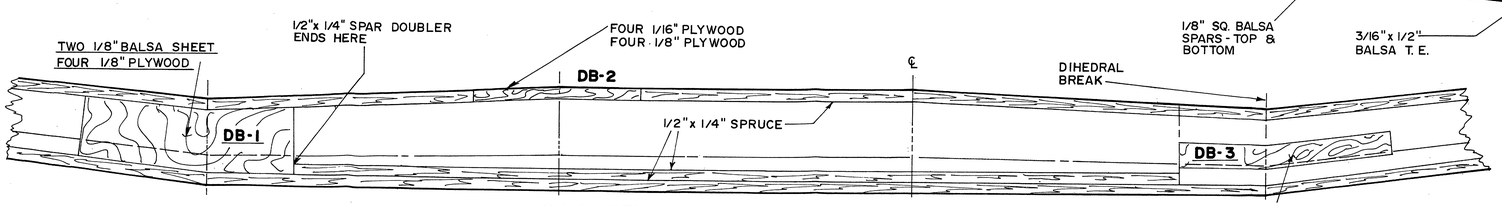

WING CENTER SECTION - FRONT VIEW

△ = 1/8" LITE PLY FLAPS - BOTTOM ONLY

NOTE: WINGS ARE SHEETED WITH 3/32" BALSA SHEET TOP AND BOTTOM, NOT SHOWN IN WING CONSTRUCTION VIEWS FOR CLARITY.

FIAT G-55 "CENTAURO"

DESIGNED & DRAWN BY	PAUL B. BYRUM	INKED BY	JOE DEMARCO

0" 1" 2" 3" 4" 5" 6"

SHEET 2 OF 3

PLAN NO. 1236

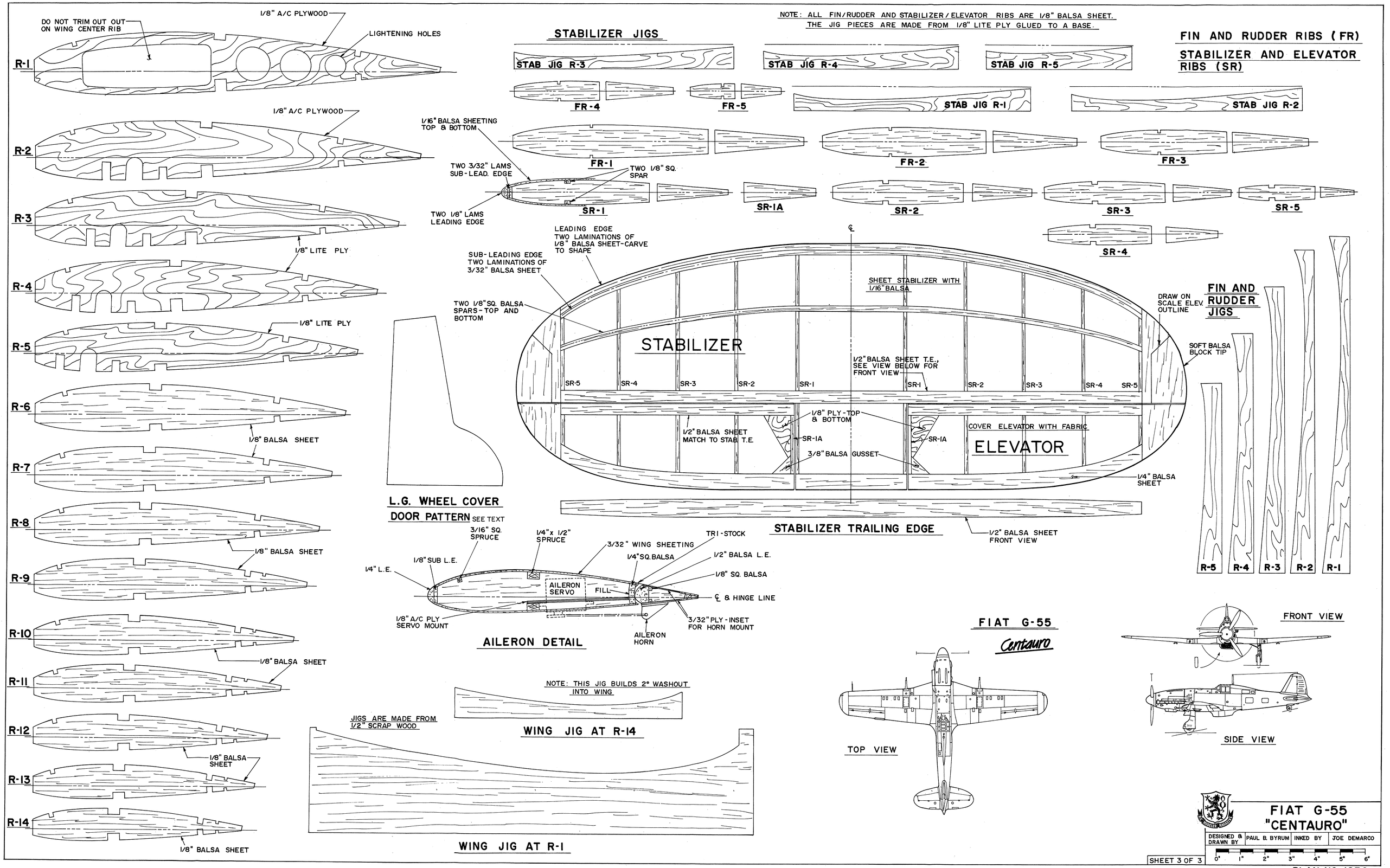
NOTE: ALL FIN/RUDDER AND STABILIZER/ELEVATOR RIBS ARE 1/8" BALSA SHEET.
THE JIG PIECES ARE MADE FROM 1/8" LITE PLY GLUED TO A BASE.
FIN AND RUDDER RIBS (FR)
STABILIZER AND ELEVATOR RIBS (SR)
STABILIZER JIGS
DO NOT TRIM OUT OUT ON WING CENTER RIB
1/8" A/C PLYWOOD
LIGHTENING HOLES
R-1
R-2
R-3
R-4
R-5
R-6
R-7
R-8
R-9
R-10
R-11
R-12
R-13
R-14
1/8" LITE PLY
1/8" BALSA SHEET
STAB JIG R-3
STAB JIG R-4
STAB JIG R-5
STAB JIG R-1
STAB JIG R-2
FR-4
FR-5
FR-1
FR-2
FR-3
1/16" BALSA SHEETING TOP & BOTTOM
TWO 3/32" LAMS SUB-LEAD. EDGE
TWO 1/8" SQ. SPAR
TWO 1/8" LAMS LEADING EDGE
SR-1
SR-1A
SR-2
SR-3
SR-5
SR-4
LEADING EDGE TWO LAMINATIONS OF 1/8" BALSA SHEET-CARVE TO SHAPE
SUB-LEADING EDGE TWO LAMINATIONS OF 3/32" BALSA SHEET
TWO 1/8" SQ. BALSA SPARS-TOP AND BOTTOM
SHEET STABILIZER WITH 1/16" BALSA
DRAW ON SCALE ELEV. OUTLINE
FIN AND RUDDER JIGS
STABILIZER
SOFT BALSA BLOCK TIP
1/2" BALSA SHEET T.E., SEE VIEW BELOW FOR FRONT VIEW
1/8" PLY-TOP & BOTTOM
1/2" BALSA SHEET MATCH TO STAB. T.E.
3/8" BALSA GUSSET
COVER ELEVATOR WITH FABRIC
ELEVATOR
1/4" BALSA SHEET
STABILIZER TRAILING EDGE
1/2" BALSA SHEET FRONT VIEW
L.G. WHEEL COVER DOOR PATTERN SEE TEXT
3/16" SQ. SPRUCE
1/4" x 1/2" SPRUCE
3/32" WING SHEETING
TRI-STOCK
1/4" SQ. BALSA
1/2" BALSA L.E.
1/8" SUB L.E.
1/4" L.E.
1/8" SQ. BALSA
AILERON SERVO
FILL
℄ & HINGE LINE
1/8" A/C PLY SERVO MOUNT
3/32" PLY-INSET FOR HORN MOUNT
AILERON HORN
AILERON DETAIL
NOTE: THIS JIG BUILDS 2° WASHOUT INTO WING
WING JIG AT R-14
JIGS ARE MADE FROM 1/2" SCRAP WOOD
WING JIG AT R-1
FIAT G-55
Centauro
TOP VIEW
FRONT VIEW
SIDE VIEW
FIAT G-55 "CENTAURO"
DESIGNED & DRAWN BY
PAUL B. BYRUM
INKED BY
JOE DEMARCO
0" 1" 2" 3" 4" 5" 6"
SHEET 3 OF 3
PLAN NO. 1236