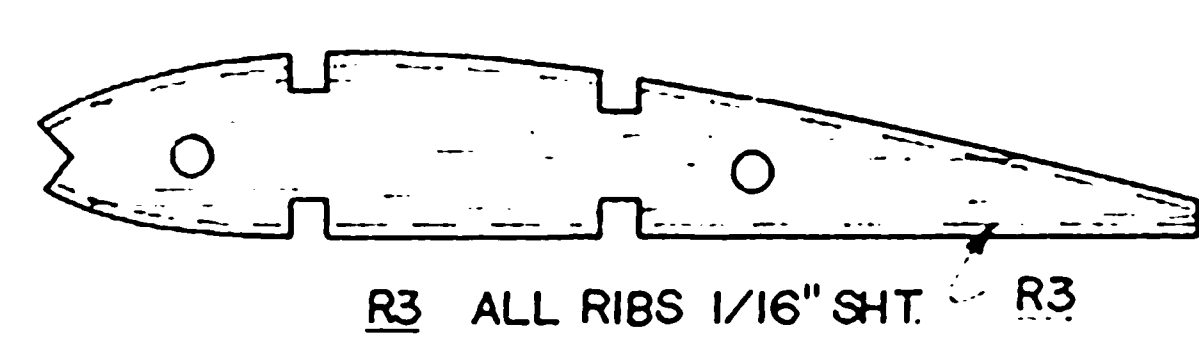
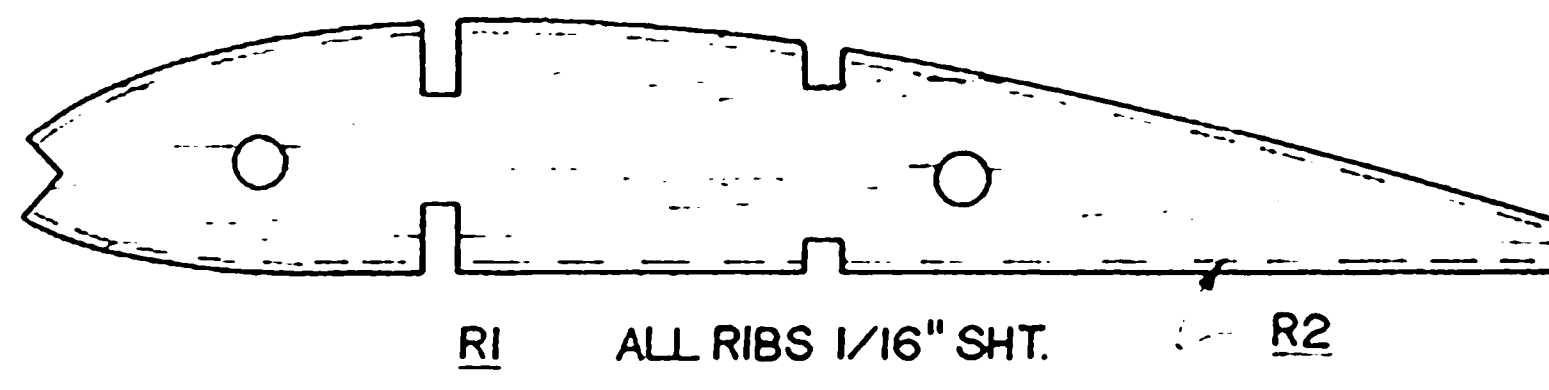


PROP SELECTION  
 .09-JO 7x4  
 .15 8x4




SPECS

SPAN TOP	58"
BOTTOM	37"
TOTAL AREA	760"
WEIGHT	44 oz.
POWER	.10-.15



DRAGGIN-BY

DESIGNED & DRAWN BY L.F. RANDOLPH  
 TRACED IN INK BY [Signature]



By H.E.

© RCM ALL COMMERCIAL RIGHTS RESERVED

\*NOTE: ALL PARTS BALSA UNLESS OTHERWISE NOTED

\*NOTE: NOTCH LONGERONS TO FIT OVER PLY DOUBLER.

▼ DENOTES 1/32" PLY DOUBLER


\*NOTE: COVER STAB & RUDDER & GLUE RUDDER IN STAB SLOT BEFORE MOUNTING STAB ON FUSELAGE.

10 TO 15 ENGINE  
 O.S. MAX 15 SHOWN ON A KRAFT MOUNT  
 BOLT ENGINE MOUNT TO FIREWALL W/ 4-40 BOLTS & BLIND NUTS.

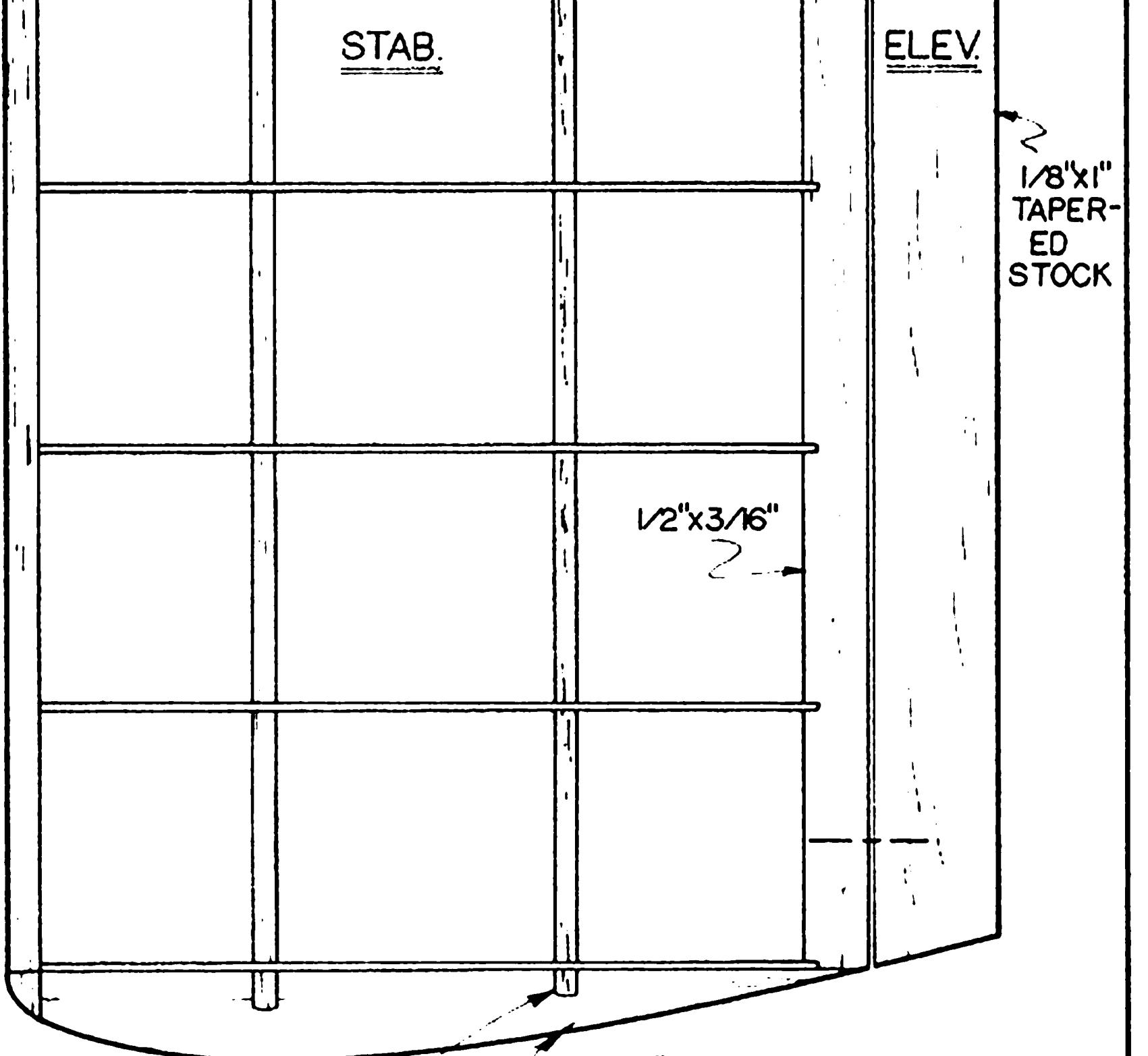

ADD 1/8" TAIL POST AFTER JOINING SIDES

ALL STAB RIBS 1/16" SHT.

STAB TIP SECTION



1/8" SHT TIPS  
 3/16" SHT GUSSETS



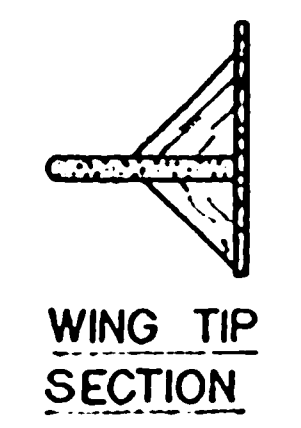
ELEV

1/8" TAPERED STOCK

SOLDERED WASHERS

LANDING GEAR  
 3/32" MUSIC WIRE

FRONT REAR



WING TIP SECTION

WRAP W/ SOFT WIRE & SOLDER

1/16" M.W.

1/16" SHT. T&B INLAID

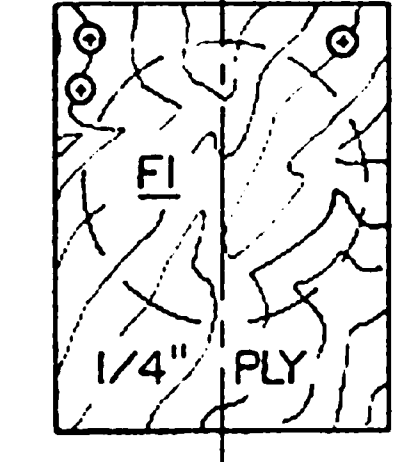
3/16" x 1/4" SPAR

3/16" SQ. SPAR

1/4" SQ. L.E.

F2  
 1/8" PLY

F3  
 1/8" PLY



F1  
 1/4" PLY

1/16" WIRE BEND TO MATCH DIHEDRAL

ALL DIHEDRAL BRACES FROM 1/16" PLY

D3 (8 req.)

D2 (4 req.)

D1 (4 req.)

1/4" x 1" T.E.

2" DIHEDRAL EACH TIP

LEFT-TOP WING

3/16" x 3/8" SPARS T&B

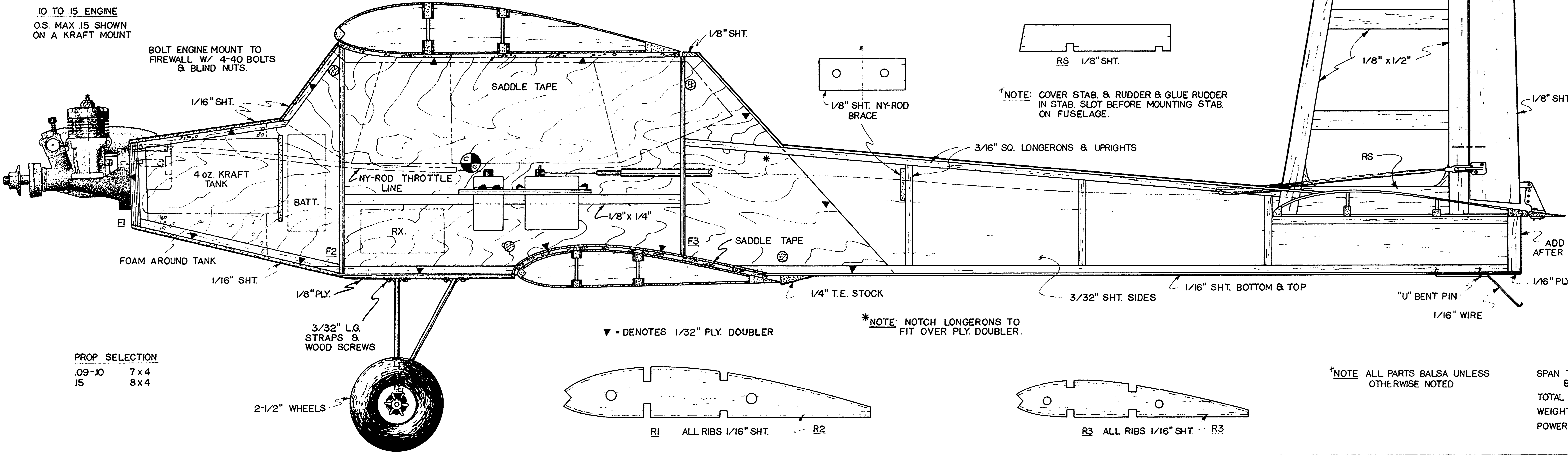
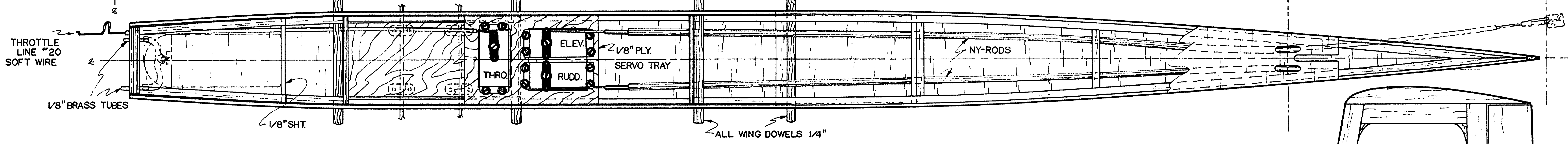
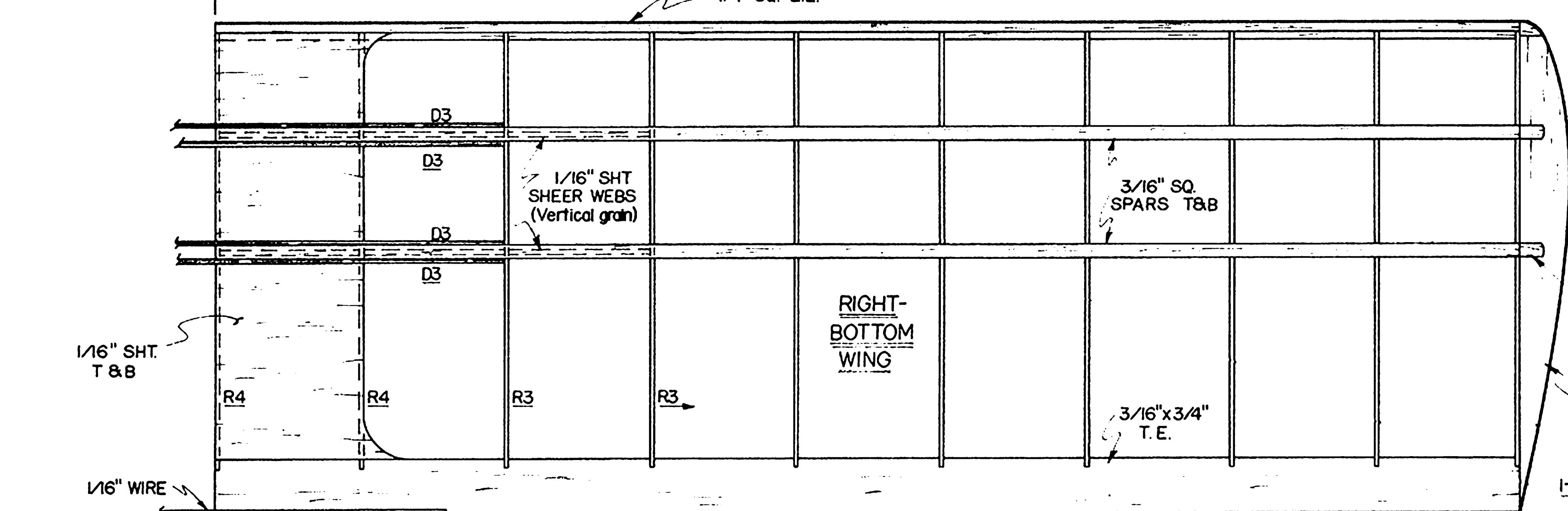
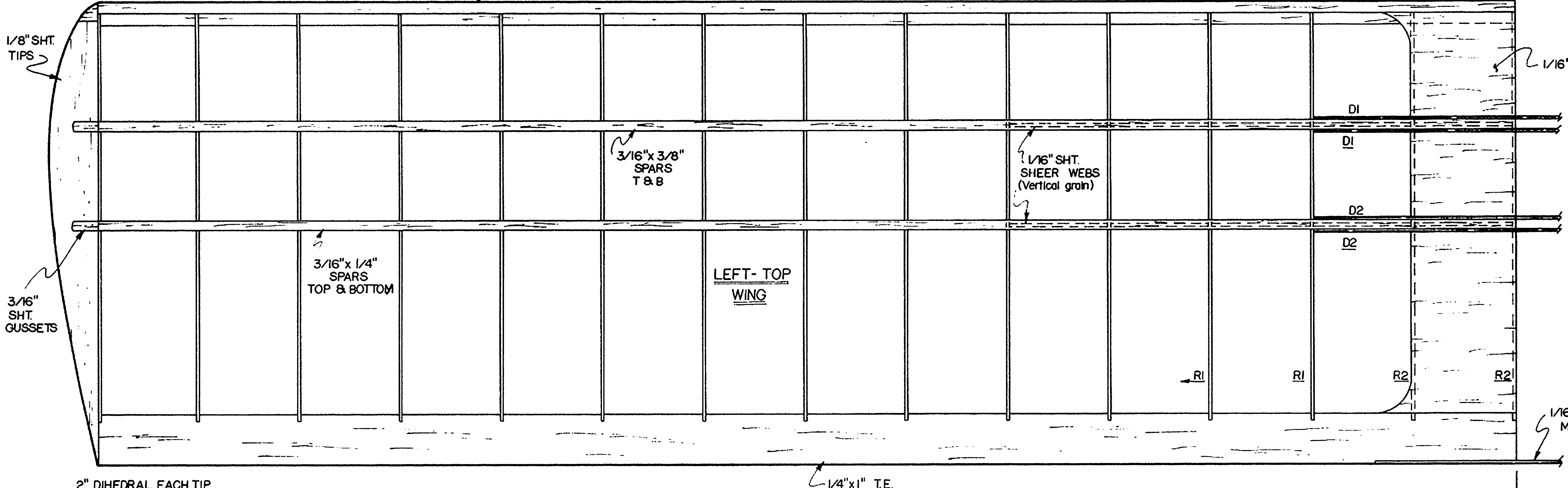
1/16" SHT. SHEER WEBS (Vertical grain)

3/16" x 1/4" SPARS TOP & BOTTOM

1/8" SHT. TIPS

3/16" SHT. GUSSETS

3/8" SQ. L.E.

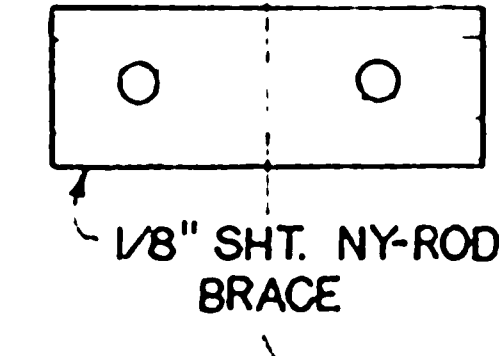


3/32" L.G. STRAPS & WOOD SCREWS

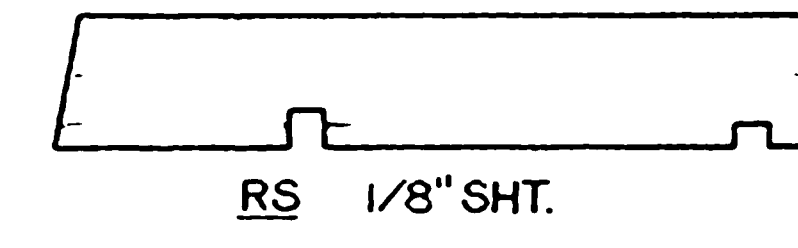
2 1/2" WHEELS

R1 ALL RIBS 1/16" SHT.

R3 ALL RIBS 1/16" SHT.



1/8" SHT. NY-ROD BRACE



RS 1/8" SHT.

\*NOTE: COVER STAB & RUDDER & GLUE RUDDER IN STAB SLOT BEFORE MOUNTING STAB ON FUSELAGE.

3/16" SQ. LONGERONS & UPRIGHTS

1/4" T.E. STOCK

3/32" SHT. SIDES

1/16" SHT. BOTTOM & TOP

"U" BENT PIN

1/16" WIRE

1/16" SHT.

1/8" PLY

FOAM AROUND TANK

BATT.

4 oz. KRAFT TANK

1/16" SHT.

1/16" SHT.

1/16" SHT.

1/16" SHT.

1/16" SHT.

1/16" SHT.

1/16" SHT.

1/16" SHT.

1/16" SHT.

1/16" SHT.

1/16" SHT.

1/16" SHT.

1/16" SHT.

1/16" SHT.

1/16" SHT.

1/16" SHT.

1/16" SHT.

1/16" SHT.

1/16" SHT.

1/16" SHT.

1/16" SHT.

1/16" SHT.

1/16" SHT.

1/16" SHT.

1/16" SHT.

1/16" SHT.

1/16" SHT.

1/16" SHT.

1/16" SHT.

1/16" SHT.

1/16" SHT.

1/16" SHT.

1/16" SHT.

1/16" SHT.

1/16" SHT.

1/16" SHT.

1/16" SHT.

1/16" SHT.

1/16" SHT.